



Shimna Integrated College



Winter Exams 2024

Year 9

Preparation Pack



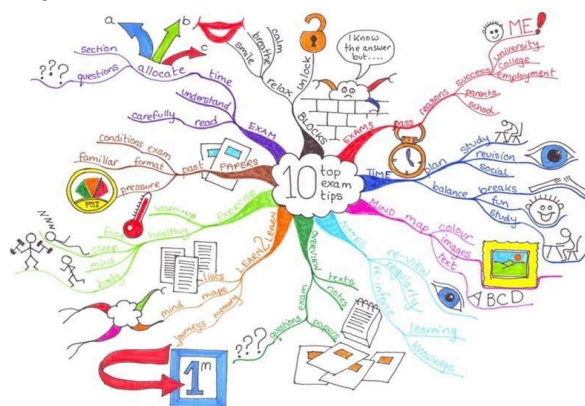
Revision Hints and Tips

HARD WORK AND DETERMINATION WILL GET YOU WHERE YOU WANT TO GO.

Revision tips

- Start your revision in good time
- Plan a revision timetable
- Highlight homework deadlines and exam dates and times
- Plan 30 minute or maximum of one hour slots for each subject
- Revise specific topics in a subject, not the whole subject
- Cover areas from each subject several times
- Only revise a couple of topics per evening
- Leave some time to relax

CLASSYCAREERGIRL.COM



Try some of these to see which work best for you



- Online resources
- Flashcards
- Mind maps
- Record information and listen back
- Post it notes
- Time lines
- Use colour to write or highlight key words and ideas in your notes
- Work with a friend to help and test each other
- Revision booklets
- Music in the background can help
- **Put mobile phones away!** Don't waste time on social media

Being prepared for the exam

- You'll need a couple of pens, a sharpened pencil, a rubber, a ruler and protractor
- You might want to wear a watch in the exam

Tackling the exam

- Read each question carefully
- Check how many marks are available for each question. Don't write too much or too little.
- Answer the question – don't just repeat the question or write something irrelevant
- Check information in graphs and tables. Have you read it correctly?
- Check all calculations
- Check spelling. Write the answer even if you're not sure of the spelling as you may get a mark
- Write your answer if you feel confident. If not, go onto the next question. Don't spend time on questions you're unsure of until you've gone through the paper once.
- Make sure you have enough time left to tackle the questions which are worth a high number of marks, but which may be at the end of the paper.





SUBJECT	Art
PAPER TITLE	Tonal study of your hand
LENGTH OF EXAM	1 hour

What topics are assessed in the exam?	Accurate proportions and details Well observed tonal range (light to dark)
An example of a question that could appear on the exam	Produce a <u>tonal study</u> of your hand.
What useful revision tips are there for the exam?	Watch the instructional video(s) on Google Classroom Use the examples in your sketchbook to practise.
What are some of the typical mistakes students make in this exam?	Starting to draw too far up the page and running out of room. Starting to draw too small which makes shading more difficult. Leaning too heavily on the pencil to begin with which makes it difficult to make adjustments to the drawing regarding measurements and proportions.
Which revision websites or books should I use?	Google Classroom YouTube Your own sketchbook
What is the teacher looking for when marking this exam?	Accurate measurements and good proportions. A good sized drawing which fills the page. Well observed details. Good tonal range. No heavy outline all the way around, good observation of light and dark. Neat work.





SUBJECT	English
PAPER TITLE	Reading Fiction and Personal Writing
LENGTH OF EXAM	1 hour 15 minutes

What topics are assessed in the exam?	<ul style="list-style-type: none">• How to read and respond to a literary text.• How to plan and write a piece of personal writing
An example of a question that could appear on the exam	<ol style="list-style-type: none">1. What object does Jen find in the attic?2. How do you know that Jen is shocked?3. How does the writer build a sense of Jen's confusion? Write about at least three language devices and use Point Evidence Explain <p>Write about a place that is significant to you.</p>
What useful revision tips are there for the exam?	Read your revision guide, do the practice questions and papers your English teacher will give you.
What are some of the typical mistakes students make in this exam?	<ul style="list-style-type: none">• Not answering questions in full sentences.• Not doing what the question asks.• Not writing in enough detail, look carefully at the questions that have more marks and write more in response to them!• Not using a PEE response in the questions that have more marks.• Not planning for the writing section. <p>Not taking paragraphs for each new person, place topic, etc.</p>
Which revision websites or books should I use?	The English department's Revision Guide.
What is the teacher looking for when marking this exam?	Detailed answers to questions in the reading section, supported by evidence from the text (Quotes). Personal writing should be planned and structured using paragraphs. The writing should be engaging and the student should aim to employ a range of language devices and interesting vocabulary.



SUBJECT	Geography
PAPER TITLE	Map skills and Europe
LENGTH OF EXAM	1 hour

What topics are assessed in the exam?	Reasons why the EU was set up Location of EU countries Capitals of EU countries Seas of Europe Mountains in Europe Rivers in Europe Advantages and disadvantages of EU membership
An example of a question that could appear on the exam?	Short questions based on labelling maps. Questions which require you to fill in the blanks. Longer questions which require you to write a paragraph.
What useful revision tips are there for the exam?	Tick off each thing on the revision list when you are confident you know it well.
What are some of the typical mistakes students make in this exam?	Not looking carefully enough at the map provided. Not writing in enough detail, aim to fill the space you are given and look at the amount of marks the question is worth.
Which revision websites or books should I use?	Go over all work/worksheets in your geography book BBC Bitesize KS3 EU – link below https://www.bbc.co.uk/bitesize/guides/zjyhbdm/revision/1  Link to revise key terms:- https://quizlet.com/_8l5umj?x=1jqt&i=cy1jm 
What is the teacher looking for when marking this exam?	Good and detailed understanding of everything covered in class including all worksheets and homework tasks.



SUBJECT	German: Nov/Dec 2024
PAPER TITLE	Freizeit
LENGTH OF EXAM	4 skills will be assessed: listening, reading, writing (1hr) and speaking.

What topics are assessed in the exam?	<p>Topics:</p> <p>Sports and adventure sports</p> <p>Hobbies</p> <p>Favourite things</p> <p>Arranging to go out</p> <p>Grammar:</p> <p>Using <i>gern</i></p> <p>The present tense of some irregular verbs</p> <p>Using <i>sein</i> and <i>ihr</i></p> <p>Frequencies</p> <p>Using <i>möchtest du?</i> and <i>ich möchte</i></p> <p>Using <i>man kann</i></p> <p>All of the vocabulary you need can be found on pages 76 and 77 of your textbook.</p>
An example of a question that could appear on the exam	<p>For the listening test you will be played audio recordings and will have to answer questions based on what you hear. Many of these questions will be multiple choice, or you may have to select a picture which matches what the person says. All the recordings have been made by real Germans!</p>



The reading test at this stage is made up of two exercises. The first is simply matching phrases in German to what they mean in English. The second is a longer text, with comprehension questions in English. There are deliberately some words in the text which you may not understand – that's ok, just work around them. Everything you need to answer the questions has been covered in class.

For the speaking and writing assessment you will be asked to write and say what you do in your free time. You will get a pre/revision sheet in class to prepare for this. Here are some points you should mention:

- Say which sports you do
- What else do you do in your free time?
- Say how often you do different things.
- Say what else there is to do in your area.
- Say what you would like to do next week or next weekend

Here are some example answers (you will go over this in class beforehand):

Ich spiele gern Tennis, aber Fußball ist mein Lieblingssport, weil es Spaß macht. Ich spiele immer mit meinen Freunden im Park Fußball. Ich spiele nie Tischtennis, weil es langweilig ist. Gestern habe ich Rugby gespielt – das war gut!

Ich sehe gern fern und ich gehe einmal pro Woche in den Jugendklub. Letzte Woche habe ich im Jugendklub mit meinen Freunden getanzt. Ich höre gern Musik. Ich gehe nicht gern ins Kino, weil es zu teuer ist.

Ich spiele jeden Tag Fußball und ich sehe jeden Tag fern, aber ich spiele Tennis einmal pro Woche. Am Wochenende gehe ich in den Jugendklub. Ich höre oft Musik, aber ich gehe nie ins Kino.



	<p><i>In Newcastle kann man wandern gehen. Man kann auch angeln gehen, aber das ist nicht interessant. Am Samstag habe ich Volleyball am Strand gespielt, das war toll! Man kann auch schwimmen gehen, aber das Wasser ist sehr kalt!</i></p> <p><i>Nächste Woche möchte ich nicht ins Kino gehen, ich möchte in die Disko gehen, weil ich sehr gern tanze! Was möchtest du machen?</i></p>
What useful revision tips are there for the exam?	Start learning and revising your vocabulary as soon as possible. Learn your spellings. Prepare your speaking and writing work well beforehand and practise it thoroughly. Try to provide more than the bare minimum of information. Use linking words to form more complex sentences. Make and use flashcards (or electronic flashcards).
What are some of the typical mistakes students make in this exam?	<p>Sometimes students think they have prepared their speaking or writing work because they can remember it when they have their notes in front of them, but really you should test yourself under exam conditions. Then check your work against your class notes and see if you have made any mistakes.</p> <p>Some students lose marks because they have not written/said enough.</p> <p>There are no trick questions in the listening and reading tests; if you have learnt the vocabulary you will do well.</p>
Which revision websites or books should I use?	<p>quizlet.com is useful for making your own electronic flashcards. Use bloocket.com. Your teacher will give you a link.</p> <p>duolingo.com does not follow our course, but many students find it a stimulating and interesting addition to the work we do in class.</p>
What is the teacher looking for when marking this exam?	<p>Clear pronunciation</p> <p>Accurate spelling</p> <p>An answer which is relevant to the question</p> <p>Full sentences</p> <p>Complex sentences with different tenses and linking words</p>



SUBJECT	History
PAPER TITLE	Significant Events - Reformation, Henry VIII (1500-1600s)
LENGTH OF EXAM	1 hour

What topics are assessed in the exam?	<ol style="list-style-type: none">1. The Reformation & role of Martin Luther2. Reasons why the Reformation began & spread across Europe - 16th century criticisms of the Catholic church & the importance of the printing press3. Be able to explain the difference between a 16th century Catholic church and Protestant church (<i>physical appearance and ideas</i>)4. Henry VIII and his character, actions + lifestyle5. Reasons why Henry VIII reformed the Church of England (<i>personal / political / religious</i>)6. The wives and children of Henry VIII7. The dissolution of monasteries - e.g., 376 shut down in 1536 + reasons for closing the monasteries (<i>economic / political / religious</i>)8. Key words needed for source work & definition questions– bias, reliable, primary evidence, secondary evidence, significant, excommunicate, etc9. How to answer a reliable source (DAMIT criteria)
An example of a question that could appear on the exam	<p><u>Sections A</u></p> <ul style="list-style-type: none">● In Section A, questions are mostly ‘Short answer questions’ e.g. <i>Describe 3 criticisms (complaints) of the Catholic Church before the Reformation. [3 marks].</i>● There will also be some multiple choice / matching questions.● There are questions that require you to recall important dates. <p><u>Section B:</u></p> <ul style="list-style-type: none">● In Section B there are source questions – where a source is shown and a question about the source is asked.● There will be questions which ask you to consider the reliability of a source. (DAMIT criteria) <p><u>Section C</u></p> <ul style="list-style-type: none">● In Section C there will be a question on explaining why an event is significant
What useful revision tips are there for the exam?	<ul style="list-style-type: none">➤ Revise all class work and homework tasks, as all are relevant to the exam.➤ Don’t just read over your notes, but rewrite or record an abbreviated version of your notes.➤ Highlighting key words, names, dates and events.
What are some of the typical mistakes students make in this exam?	<ul style="list-style-type: none">➔ Obvious student mistakes include not reading the sources and the questions carefully enough.➔ Another mistake students can make is not answering the question in full detail. If it states 4 marks then 4 points need to be raised. Explain your answers well with good historical detail.



Which revision websites or books should I use?	<ul style="list-style-type: none">❖ Your booklets and handouts❖ BBC Bitesize – KS3 – Reformation & Henry VIII.❖ Songs such as <i>historyteachers</i> song about Martin Luther and any Horrible Histories videos on 'YouTube' about Henry VIII (when available) ❖ <i>If you are missing any booklets, let your teacher know ASAP</i>
What is the teacher looking for when marking this exam?	<ul style="list-style-type: none">★ Attention to detail and correct use and understanding of historical terms and events.★ For the student to have attempted all the questions. Avoid leaving blank spaces.



SUBJECT	Home Economics
PAPER TITLE	Practical assessment, safety and hygiene
LENGTH OF EXAM	60 minutes

What topics are assessed in the exam?	<p>Food Safety:</p> <p>You should be able to:</p> <ul style="list-style-type: none">● Identify hazards in the kitchen as you work and reduce risk● Prepare yourself safely and hygienically for the practical● Demonstrate excellent food hygiene practises. <p>PRACTICAL SKILLS</p> <p>Read over your recipe. You will find this on your Google Classroom.</p> <p>School will provide the ingredients. You must bring in the required container. Images of suitable container are on Google Classroom</p> <p>Be able to:</p> <ul style="list-style-type: none">● Demonstrate organisational skills and working with others.● Use the correct equipment safely and correctly and return to correct location cleaned● Demonstrate safe knife skills● Using the correct chopping board● Operate oven● Handle oven safely● Presentation
What are some of the typical mistakes students make in this exam?	<ul style="list-style-type: none">· Students arrive unprepared· No lunchbox (one shown on Google Classroom).· Students do not read the recipe correctly· Pupils do not communicate well with pupils in their group· Pupils do not follow the cleaning up procedure correctly.
Which revision websites or books should I use?	<p>https://www.foodafactoflife.org.uk/professional-development/practical-skills-videos-teacher-versions/</p> <p>Use the above link to find videos on using the oven and knife skills.</p>



What is the teacher looking for when marking this exam?	Presentation Oven skills Using equipment safely and correctly
---	---



SUBJECT	ICT (Mr. Bennett)
PAPER TITLE	Spreadsheets
LENGTH OF EXAM	40 mins

What topics are assessed in the exam?	<ul style="list-style-type: none">● Spreadsheet Layout● Elements of a spreadsheet● Cell referencing● Functions and Formulae● Charts
An example of a question that could appear on the exam	<ul style="list-style-type: none">● =C10/C20 will perform what arithmetic operation?
What useful revision tips are there for the exam?	<ul style="list-style-type: none">● When referencing cells, remember the column reference is first and the row reference is second.● Function names give an indication of their purpose.
What are some of the typical mistakes students make in this exam?	<ul style="list-style-type: none">● Not using = at the start of a formula● Not reading the questions fully.● Small errors in a formula can change what it does.
Which revision websites or books should I use?	<ul style="list-style-type: none">● BBC Bitesize● Spreadsheet tasks we have completed in class
What is the teacher looking for when marking this exam?	<ul style="list-style-type: none">● Understanding of the different spreadsheet elements● Correct use of functions and formulae in different scenarios● Ability to identify key spreadsheet features



SUBJECT	Irish
PAPER TITLE	
LENGTH OF EXAM	Reading Writing Speaking Listening

What topics are assessed in the exam?	Mo Chara / Mo Laoch
An example of a question that could appear on the exam	<p>Reading exam: The reading exam will be exactly the same as the reading exercises in their booklets. They will read singular word and phrases and finally longer passages in Irish and they have to write them in English or answer questions based on them in English.</p> <p>Writing Exam: They will be expected to write a piece (100-120 words) about their chosen person.</p> <p>Speaking Exam- They are expected to answer questions about their chosen person. The more they say the more marks they will get.</p> <p>Listening Exam: The listening exam will be exactly the same as the listening exercises in their booklets. They will hear singular word and phrases and they have to write them in English and finally longer passages in Irish and answer questions based on them in English.</p>
What useful revision tips are there for the exam?	<p>Reading; Don't just blandly read over your notes in the booklet. Read over them and try to translate everything word for word. Ask yourself questions as you go; What does this mean? Why is that there? Use quizlet.com to look over vocab.</p> <p>Listening; Listen to any listening tracks that you have. While practising your reading skills, try to pronounce the words as you go and think of the sounds in Irish. They are in your notes.</p> <p>Speaking; Make sure what you are trying to say is the truth, as close to it as possible. Make sure you understand, word for word, everything (at least 90%) that you are trying to say. When learning it off, DON'T just read over your answers. Ask yourself the question, eg. What age is she?, and answer it in your head, thinking of both the English and Irish version.</p> <p>Writing Exam: when you are practising for your other exams, think of the spelling as you go. Practice the sounds of Irish, vowels with a fada etc. Concentrate on what is on the exam and what you have to write. Don't learn too much. You can get away with using the same words/phrases more than once.</p>
What are some of the typical mistakes students make in this exam?	Using the wrong study technique. Do not write things out again and again, this does not work. To practice for anything, you need to replicate the actual event and skills that you are being tested on. To practice speaking for example, don't read words from a page, think of what you want to say and try to say it.



Which revision websites or books should I use?	www.quizlet.com . Irish Textbook
What is the teacher looking for when marking this exam?	Writing exam: try to spell the words as well as possible. Please write as much as possible even if you are unsure of the spelling!! You will get more marks for a word spelt wrongly than a word you haven't tried to write at all Reading / Listening exam: The correct answers Speaking Exam; The more you say the better, simple as that.



SUBJECT	Mathematics 9CMS J Conn 9BD J Mills
PAPER TITLE	Winter Exam
LENGTH OF EXAM	50 minutes

What topics are assessed in the exam?	<p>Unit 1 – Area</p> <ul style="list-style-type: none"> ● Area of a parallelogram ● Area of a triangle ● Area of a trapezium ● Square root of a number ● Given the area of a shape – find the missing side ● Area of compound shapes <p>Unit 2 – Working with number</p> <ul style="list-style-type: none"> ● Index notation ● Multiply/divide indices ● Negative indices and power zero ● Write an ordinary number in standard form ● Write standard form as an ordinary ● Round to a significant figure/decimal point ● Estimate calculations ● Use a calculator to work out indices <p>Unit 3 – Probability</p> <ul style="list-style-type: none"> ● Writing probabilities ● Probability of an event NOT happening ● Relative frequency ● Sample space diagrams <p>Unit 4 – Algebra 1</p> <ul style="list-style-type: none"> ● Construct a simple formula ● Expand brackets ● Multiply directed numbers ● Use index notation in algebra ● Substitute into formula ● Find the nth term of a sequence
An example of a question that could appear on the exam	Questions will be of the same style as those encountered in your end of unit class tests. They will require you to apply the mathematical methods studied in each unit.
What useful revision tips are there for the exam?	<ul style="list-style-type: none"> ● Read questions carefully ● Show working out neatly and clearly ● Use pencil and a ruler for diagrams and charts ● Bring correct equipment; pen, pencil and ruler
What are some of the typical mistakes students make in this exam?	<ul style="list-style-type: none"> ● Not showing working ● Not including units in the answer ● 5^2 means 5×5 not 5×2 ● 1 is not a prime number



Which revision websites or books should I use?	www.mymaths.co.uk BBC Bitesize Mathematics notebook Exam revision booklets
--	--



SUBJECT	Mathematics J.Mills B Quinn
PAPER TITLE	Winter Exam
LENGTH OF EXAM	50 minutes

<ul style="list-style-type: none">• What topics are assessed in the exam?	<ul style="list-style-type: none">• Measures<ul style="list-style-type: none">• Metric measures• Perimeter and area of a rectangle• Area of a triangle• Area of a parallelogram• Coordinates• Number<ul style="list-style-type: none">• Multiplying and dividing integers• Negative numbers• Multiples and factors• Prime Numbers• LCM and HCF (Highest Common Factor and Lowest Common Multiple)• Square numbers• Probability<ul style="list-style-type: none">• Listing outcomes• Probability scale• Experimental probability• Theoretical probability• The probability of an event not happening• Algebra<ul style="list-style-type: none">• Substitution• Collecting like terms• Expanding brackets
An example of a question that could appear on the exam	Questions will be of the same style as those encountered in your end of unit class tests. They will require you to apply the mathematical methods studied in each unit.
What useful revision tips are there for the exam?	<ul style="list-style-type: none">• Read questions carefully• Show working out neatly and clearly• Use pencil and a ruler for diagrams and charts• Bring correct equipment; pen, pencil and ruler
What are some of the typical mistakes students make in this exam?	<ul style="list-style-type: none">• Not showing working• Not including units in the answer• 5^2 means 5×5 not 5×2• 1 is not a prime number
Which revision websites or books should I use?	www.mymaths.co.uk BBC Bitesize Mathematics notebook Exam revision booklets



SUBJECT	Music
PAPER TITLE	Music Winter Exam
LENGTH OF EXAM	45 mins

What topics are assessed in the exam?	<p style="text-align: center;"><u>Hooks & Riffs: Repeated Patterns</u></p> <ul style="list-style-type: none">• Definitions of hooks, riffs and ostinatos• Listening for riffs and ostinatos – pop-vs-classical/orchestral music• Listening for which instruments are playing the repeated pattern• Bolero - Ravel• The Clock Symphony - Haydn• We will rock you - Queen <p style="text-align: center;"><u>Jazz & Blues</u></p> <ul style="list-style-type: none">• Instruments• History• Scale of C and 12 bar blues <p style="text-align: center;"><u>Theory</u></p> <ul style="list-style-type: none">• Note value - crotchet, quaver, minim, semibreve• Musical Elements – pitch, dynamics, texture, tempo, timbre, duration• The stave - FACE EGBDF
An example of a question that could appear on the exam	<ul style="list-style-type: none">• Identify the instrument you can hear in the extract• What is the pitch of this note?• What is the duration of this note?• Listen to the music - identify the instrument playing the riff?• What is the difference between a riff and an ostinato?• Listen to the music - How would you describe the tempo of the music?
What useful revision tips are there for the exam?	<ul style="list-style-type: none">• Music books with all notes• Revision sheets• Ask for help in class if you need it• Start revision at least two weeks in advance of your exam
What are some of the typical mistakes students make in this exam?	<ul style="list-style-type: none">• Not knowing where on the stave the notes are - revise what you've learned and test yourself• Mixing up note values - revise these and test yourself or work with a partner• Not knowing the notes on a keyboard - C is to the left of the two black keys



	<ul style="list-style-type: none">● Forgetting about Y8 theory and how we need this as the foundation of what we're learning now – revise musical elements thoroughly
Which revision websites or books should I use?	<ul style="list-style-type: none">● Music Book● Revision notes● BBC Bitesize
What is the teacher looking for when marking this exam?	<ul style="list-style-type: none">● Evidence of revision from <u>all</u> lessons● Understanding and correct application of musical terminology● Listening skills● Exam technique - do not leave any blank spaces - always guess if you're really not sure● Time management - do not rush through the exam without reading questions thoroughly● Preparation and organisation - have your pencil case with you with pens, pencils, a rubber and sharpener.



SUBJECT	Science (9B Mr McCormick)
PAPER TITLE	Chemical reactions
LENGTH OF EXAM	30 mins

What topics are assessed in the exam?	<ul style="list-style-type: none">● Chemical and physical changes● How you know a chemical reaction is occurring● Displacement reactions● Combustion● Exo and endothermic reactions● Respiration● Speed of reactions and catalysts
An example of a question that could appear on the exam	<ul style="list-style-type: none">● Complete this reaction: Sodium + Iron chloride →● What is the chemical name for burning?● What are the three things needed for burning to occur?
What useful revision tips are there for the exam?	<ul style="list-style-type: none">● Remember the practicals that we carried out during the year - you may have to describe these.
What are some of the typical mistakes students make in this exam?	<ul style="list-style-type: none">● Not reading the question properly● Drawing a picture instead of sketching a graph
Which revision websites or books should I use?	<ul style="list-style-type: none">● BBC Bitesize● Completed notes on google classroom
What is the teacher looking for when marking this exam?	<ul style="list-style-type: none">● Understanding of all the material taught through this topic● Ability to apply your knowledge to answer application style questions



SUBJECT	Science (9M Mr Allen)
PAPER TITLE	Elements
LENGTH OF EXAM	40 mins

What topics are assessed in the exam?	Elements <ul style="list-style-type: none">● Periodic table● Elements, compounds and mixtures● Metal vs Non-metals● Separating mixtures● Chemistry of the alkali metals● Displacement reactions
An example of a question that could appear on the exam	<ul style="list-style-type: none">● What is an elements?● Labelling diagrams● Predicting results
What useful revision tips are there for the exam?	<ul style="list-style-type: none">● Use BBC Bitesize● Ask for help in class if you need it● Ensure your note booklets have no gaps
What are some of the typical mistakes students make in this exam?	<ul style="list-style-type: none">● Not reading the question properly● Not labelling correctly● Not reading over their tests
Which revision websites or books should I use?	<ul style="list-style-type: none">● BBC Bitesize● Note booklet
What is the teacher looking for when marking this exam?	<ul style="list-style-type: none">● Understanding of all the material taught through this topic● Ability to apply your knowledge to answer application style questions



SUBJECT	Year 9 Spanish exam Nov/Dec 2024 (starting Monday 18th November)
PAPER TITLE	Mira 1 chapter 4: En casa
LENGTH OF EXAM	Your Spanish teacher will tell you the exact dates. The listening, reading, speaking and writing test will last about 1 hour 20 minutes.

What topics are assessed in the exam?	<p>Chapter 4 of the textbook Mira 1: countries, where you live, your house, your bedroom, what you do in your bedroom, prepositions, daily routine. There is a summary page on pages 78-79.</p> <p>Your teacher will tell you if you need to leave anything out because it has not been covered in class. Your teacher will give you a preparation/revision sheet.</p>
An example of a question that could appear on the exam	<p>The exam has 4 parts, listening, reading, speaking and writing.</p> <p>In the listening exam: listen and match up pictures and words, fill in gaps, answer short questions in Spanish and English.</p> <p>In the reading exam: read short texts and match up pictures and words, fill in gaps, answer short questions in Spanish and English.</p> <p>In the speaking and writing exam: answer spoken and written questions such as where do you live? Do you live in a house or a flat? What is your house like? What is your bedroom like? What is there in your room? What do you do in your room? In the writing exam there will also be a short section to fill in the gaps and a few lines to translate into Spanish. Your teacher should prepare a draft with you.</p>
What useful revision tips are there for the exam?	<p>Use quizlet.com to learn the vocabulary for the listening and reading exams. Do a search for: Ms Susay Mira 1 chapter 4. Use Blooket.com</p> <p>Make flashcards of the words in Spanish and English.</p> <p>Start revising well in advance of the exam!</p> <p>Practise by recording yourself. Practise writing out from memory what you intend to write.</p>
What are some of the typical mistakes students make in this exam?	<p>Spelling! Try to aim to be as accurate as possible!</p> <p>Don't leave out verbs in a sentence!</p> <p>Try and stretch yourself by adding in more linking words and opinions. Your teacher will give you these.</p>



	Don't leave it to the last minute to revise! Start as soon as possible and go over it again and again.
Which revision websites or books should I use?	Use quizlet.com to learn the vocabulary for the listening and reading exams. Do a search for: Ms Susay Mira 1 chapter 4. Blooket.com
What is the teacher looking for when marking this exam?	Evidence that you have learnt the vocabulary on pages 78-79 of your textbook. Full answers in the writing exam, usually with verbs. Good spelling and accuracy. Good grammar. Good pronunciation in the speaking exam. Evidence that you have tried to stretch yourself to say/write longer sentences with opinions and reasons and descriptions.



SUBJECT	YR 9 Technology and Design
LENGTH OF EXAM	The exam will last 50min with 10 min to revise and get yourself org.

Equipment needed for the exam.	<ul style="list-style-type: none">● Pen to write with● Pencil to draw with● Colour pencils to render● 300mm Ruler● Rubber <p>You will not be able to borrow any equipment from others in the classroom when the exam starts.</p>
What topics are assessed in the exam?	<ul style="list-style-type: none">● Tools● Materials (Wood and Metals)
What useful revision tips are there for the exam?	<p>Learn all the different tool's and their uses</p> <p>Look over materials HW no. one and learn the answers. You will need to know examples of different metals.</p> <p>You will need to learn the uses and properties of Mild steel, Copper, and Aluminium</p>
What are some of the typical mistakes students make in this exam?	<p>I am looking for detailed answers and not just a one worded answer, and the name of the actual materials. So do not be putting down metal when I am looking for mild steel.</p> <p>Please use pencils to draw with and pens to write with. If I see pen being used to draw with marks will be deducted.</p>
Which revision websites or books should I use?	All the information that you will need is in your book or on Google Classroom.

Revision timetable Week 1

Name _____

Class _____

Time	Monday	Tuesday	Wednesday	Thursday	Friday
4pm					
5pm					
6pm					
7pm					
8pm					
9pm					

Time	Saturday	Sunday
9am		
10am		
11am		
Noon		
1pm		
2pm		
3pm		
4pm		
5pm		
6pm		
7pm		
8pm		

Revision timetable Week 2

Name _____

Class _____

Time	Monday	Tuesday	Wednesday	Thursday	Friday
4pm					
5pm					
6pm					
7pm					
8pm					
9pm					

Time	Saturday	Sunday
9am		
10am		
11am		
Noon		
1pm		
2pm		
3pm		
4pm		
5pm		
6pm		
7pm		
8pm		