



Shimna Integrated College



Summer Exams 2026

Year 9

Preparation Pack



Revision Hints and Tips

Revision tips

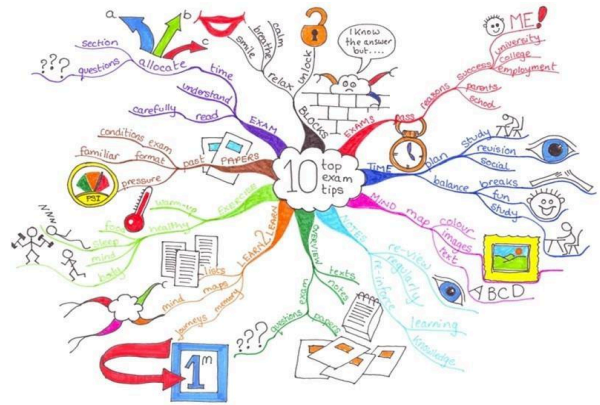
- Start your revision in good time
- Plan a revision timetable
- Highlight homework deadlines and exam dates and times
- Plan 30 minute or maximum of one hour slots for each subject
- Revise specific topics in a subject, not the whole subject
- Cover areas from each subject several times
- Only revise a couple of topics per evening
- Leave some time to relax

HARD WORK AND
DETERMINATION
WILL GET YOU
WHERE YOU WANT
TO GO.

CLASSYCAREERGIRL.COM

Try some of these to see which work best for you

- Online resources
- Flashcards
- Mind maps
- Record information and listen back
- Post it notes
- Time lines
- Use colour to write or highlight key words and ideas in your notes
- Work with a friend to help and test each other
- Revision booklets
- Music in the background can help
- **Put mobile phones away!** Don't waste time on social media





Being prepared for the exam

- You'll need a couple of pens, a sharpened pencil, a rubber, a ruler and protractor
- You might want to wear a watch in the exam

Tackling the exam

- Read each question carefully
- Check how many marks are available for each question. Don't write too much or too little.
- Answer the question – don't just repeat the question or write something irrelevant
- Check information in graphs and tables. Have you read it correctly?
- Check all calculations
- Check spelling. Write the answer even if you're not sure of the spelling as you may get a mark
- Write your answer if you feel confident. If not, go onto the next question. Don't spend time on questions you're unsure of until you've gone through the paper once.
- Make sure you have enough time left to tackle the questions which are worth a high number of marks, but which may be at the end of the paper.





SUBJECT	Art
PAPER TITLE	TONAL PORTRAIT STUDY
LENGTH OF EXAM	1 Hour

What topics are assessed in the exam?	Students will complete a TONAL PORTRAIT STUDY from a source image for their exam.
An example of a question that could appear on the exam	The exam is a 1 hour practical exam. It will take place in normal class time with the class teacher. Students will NOT have a written exam.
What useful revision tips are there for the exam?	Watch the instructional video(s) on Google Classroom. Use the examples in your sketchbook to practise.
What are some of the typical mistakes students make in this exam?	Rushing the measurements at the start resulting in inaccurate proportions. Starting to draw too small which makes shading more difficult. Leaning too heavily on the pencil to begin with which makes it difficult to make adjustments to the drawing regarding measurements and proportions. Not spending enough time shading.
Which revision websites or books should I use?	Google Classroom Youtube Your own sketchbook
What is the teacher looking for when marking this exam?	Accurate measurements and good proportions. A good sized drawing which fills the page. Well observed details. Good tonal range. No heavy outline all the way around. Good observation of light and dark. Neat work.



SUBJECT	Drama
Practical Exam	Group work based on a Scripted Performance
LENGTH OF EXAM	Practical – 5 minutes per group

What topics are assessed in the exam?	<p>Students will showcase their work based on their chosen script.</p> <p>As this is a practical performance, the assessment will take place in normal class time.</p>
An example of a question that could appear on the exam	<p>The exam is a practical exam completed in class. Students will NOT sit a written exam.</p>
What useful revision tips are there for the exam?	<ul style="list-style-type: none">● Look over your chosen script.● Exam is based on what individuals have devised in class in regards to the script.● Practice matching facial expression with movement.● Ensure that these are rehearsed with vocal projection.● Remember to look over your given success criteria.
What are some of the typical mistakes students make in this exam?	<ul style="list-style-type: none">● Don't overplay any scenes. Remember that the exam will involve the whole group, relax and try to enjoy it.● Remember to demonstrate audience awareness through projection of lines, not blocking other actors and not turning your back on the audience.
Which revision websites or books should I use?	<ul style="list-style-type: none">● No websites needed. Everything will be covered practically in class.
What is the teacher looking for when marking this exam?	<ul style="list-style-type: none">● How your facial expressions match your movement.● Vocal projection- Are you projecting your lines with volume?● Your ability to work in a team.● Whether your group has included any of the drama strategies covered in class i.e. Narration, Conscience alleys, thought tracking, physical theatre, soundscapes etc.● An attempt to learn your lines from the script.



SUBJECT	English
PAPER TITLE	Summer Exam
LENGTH OF EXAM	One hour, fifteen minutes

What topics are assessed in the exam?	Section A: Writing for audience and purpose Section B: Reading non-fiction texts
An example of a question that could appear on the exam	Section A: Write an article for the school magazine on a specific topic Section B: What reason does the writer give as to why she dislikes a particular thing? Beside your reason include one piece of supporting evidence
What useful revision tips are there for the exam?	Read your revision guide, do the practice questions and papers your English teacher will give you.
What are some of the typical mistakes students make in this exam?	<ul style="list-style-type: none">● Not answering questions in full sentences.● Not doing what the question asks.● Not writing in enough detail, look carefully at the questions that have more marks and write more in response to them!● Not using a PEE response in the questions that have more marks.● Not planning for the writing section. <p>Not taking paragraphs for each new person, place topic, etc.</p>
Which revision websites or books should I use?	The English department's Revision Guide.
What is the teacher looking for when marking this exam?	Detailed answers to questions in the reading section, supported by evidence from the text (Quotes). Personal writing should be planned and structured using paragraphs. The writing should be engaging and the student should aim to employ a range of language devices and interesting vocabulary.



SUBJECT	French (Year 9 non-beginners)
PAPER TITLE	Summer Writing Exam 2026 - Holidays
LENGTH OF EXAM	One hour

What topics are assessed in the exam?	<p>Module 1 of your Dynamo 2 textbook - holidays</p> <p><u>You will be asked to write about last year's holiday to Paris in French.</u> You have already practised this in class with Ms Clarke. You should aim to write 200 words in French.</p> <p>Here are some points you should mention:</p> <ul style="list-style-type: none">- say when you went to Paris, with whom and for how long- say how you travelled and your opinion- say where you went and what you did each day- say something you didn't do- include the future tense e.g. say where you are going to go next year- ask a question in French <p><i>Remember to include reasons and opinions in your answers.</i></p> <p><i>Include the past and future tenses.</i></p> <p><i>Use linking words and time references. Add extra details if possible.</i></p>
What useful revision tips are there for the exam?	<p>Start learning and revising your vocabulary as soon as possible. Learn your spellings. Prepare your writing work well beforehand and practise it thoroughly. Try to provide more than the bare minimum of information. Use linking words <i>et/mais/ou</i> to form more complex sentences. Make and use flashcards (or electronic flashcards).</p>
What are some of the typical mistakes students make in this exam?	<p>Sometimes students <i>think</i> they have prepared their writing work because they can remember it when they have their notes in front of them, but really you should test yourself <i>under exam conditions</i>. Then check your work against your class notes and see if you have made any mistakes.</p> <p>Some students lose marks because they have not written enough.</p>
Which revision websites or books should I use?	<p>Use your class notes and preparation work you have completed to revise for your summer writing examination.</p> <p>Useful vocabulary can be found on the following pages in your textbook:</p> <ul style="list-style-type: none">- Dynamo 2 pages 26 & 27 (end of chapter vocabulary list). <p>Other resources</p> <p>All the vocab for the module is on www.quizlet.com</p> <p>Register for an account and then use the following link to practise the vocab.</p> <p>https://quizlet.com/gb/331936130/dynamo-2-module-1-flash-cards/</p>



SUBJECT	French (Year 9 beginners)
PAPER TITLE	Summer Writing Exam 2026 - School life
LENGTH OF EXAM	One hour

What topics are assessed in the exam?	<p>Module 2 of your Dynamo 1 textbook - school life.</p> <p>The writing examination will be based on the topic of school. You will be asked to write about a typical school day in French. You have already practised this in class with Ms Clarke.</p> <p>For the writing assessment you should aim to write 80-100 words in French. Here are some points you should mention:</p> <ul style="list-style-type: none">- what time you leave your house- what time you arrive at school- what time lessons start- what you do at lunch time- what time you go home <p><i>Remember to include reasons and opinions in your answers.</i> <i>Use connectives (e.g. and/but) and intensifiers (quite/very etc.).</i> <i>Add extra details if possible.</i></p>
What useful revision tips are there for the exam?	<p>Start learning and revising your vocabulary as soon as possible. Learn your spellings. Prepare your writing work well beforehand and practise it thoroughly. Try to provide more than the bare minimum of information. Use linking words <i>et/mais/ou</i> to form more complex sentences. Make and use flashcards (or electronic flashcards).</p>
What are some of the typical mistakes students make in this exam?	<p>Sometimes students <i>think</i> they have prepared their writing work because they can remember it when they have their notes in front of them, but really you should test yourself <i>under exam conditions</i>. Then check your work against your class notes and see if you have made any mistakes.</p> <p>Some students lose marks because they have not written enough.</p>
Which revision websites or books should I use?	<p>Use your class notes and preparation work you have completed to revise for your summer writing examination.</p> <p>Useful vocabulary can be found on the following pages in your textbook (Dynamo 1):</p> <ul style="list-style-type: none">- page 40 (daily routine) and 54-55 (end of chapter vocabulary list). <p>Other resources</p> <p>All the vocab for the module is on www.quizlet.com Register an account and then use the following link to practise the vocab.</p> <p>https://quizlet.com/gb/914040891/dynamo-1-module-2-complete-flash-cards/</p>



SUBJECT	German (writing exam) Summer 2026: YEAR 9 BEGINNERS (students who started learning German in year 9)
PAPER TITLE	Die Schule (school)
LENGTH OF EXAM	1-hr exam

What topics are assessed in the exam?	School life
---------------------------------------	--------------------



An example of a question that could appear on the exam

For the writing assessment you will have to write 70-90 words, but you may write more. Here are some points you should mention:

1. Wie heisst du und wo wohnst du?

(What is your name and where do you live?)

2. Wie heisst deine Schule und in welcher Klasse bist du?

(What is your school called and what class are you in?)

3. Um wieviel Uhr beginnt die Schule und wann endet die Schule?

(What time does your school start and what time does it finish?)

4. Was ist dein Lieblingsfach? Wie findest du deine Fächer?

(What is your favourite subject? What do you think of your other subjects?)

5. Was isst du und was trinkst du in der Pause?

(What do you eat and drink at break time?)

6. Was trägst du in der Schule? Wie findest du das?

(What do you wear in school? What colour are your trousers, jumper etc ? What do you think of your uniform?)

7. Wie findest du deine Schule? Warum?

(What do you think of your school? Why?)

TIPS: Year 9 German writing test:

Use your textbook to help you (e.g. p.34, 40-41) Remember to include words like **aber** (but), **und** (and), auch (**also**) to link two short sentences and make a longer one.

Use intensifiers:

ein bisschen – abit

ziemlich - quite

sehr – very

Give opinions and reasons:

Ich finde + an adjective for opinions (e.g. ich finde Deutsch toll = I think German is great)

Ich mag Sport = I like sport

Ich mag das nicht = I don't like that

denn = because



	<p>Make sure you have used the correct form of ein/eine/einen after 'ich trage'. Check in your book!</p> <p>REMEMBER THAT IN GERMAN ALL NOUNS HAVE A CAPITAL LETTER.</p>
What useful revision tips are there for the exam?	<p>Start learning and revising your vocabulary as soon as possible. Learn your spellings. Prepare your writing work well beforehand and practise it thoroughly. Try to provide more than the bare minimum of information. Use linking words <i>und/aber/oder</i> to form more complex sentences. Make and use flashcards (or electronic flashcards).</p>
What are some of the typical mistakes students make in this exam?	<p>Sometimes students <i>think</i> they have prepared their writing work because they can remember it when they have their notes in front of them, but really you should test yourself <i>under exam conditions</i>. Then check your work against your class notes and see if you have made any mistakes.</p> <p>Some students lose marks because they have not written enough.</p>
Which revision websites or books should I use?	<p>quizlet.com is useful for making your own electronic flashcards, blooket.com is useful for learning the vocabulary.</p> <p>duolingo.com does not follow our course, but many students find it a stimulating and interesting addition to the work we do in class.</p>
What is the teacher looking for when marking this exam?	<p>Accurate spelling</p> <p>An answer which is relevant to the question</p> <p>Full sentences</p> <p>Complex sentences with linking words</p>



SUBJECT	Year 9 German: Summer 2026 NON-BEGINNERS (Students who started learning German in year 8)
PAPER TITLE	Mein Zuhause (my home)
LENGTH OF EXAM	Writing exam (1hr)

What topics are assessed in the exam?	Topics: Your home, rooms, what you do in the rooms, what there is in your bedroom and your opinions. All the vocabulary you need can be found in chapter 5 of your textbook Echo 1 and on pages 94-95 of your textbook.
An example of a question that could appear on the exam	<ol style="list-style-type: none">1. <u>Where do you live? Give an opinion on it.</u>2. <u>What sort of house do you live in and what is it like?</u>3. <u>What rooms are there in your house?</u>4. <u>What do you and different members of your family do in the rooms?</u>5. <u>What do you think of your house and why?</u>6. <u>What is your bedroom like?</u>7. <u>What is there in your bedroom? Describe where things are.</u>8. <u>What do you think of your bedroom and why?</u> <p><i>Remember to use:</i></p> <p><i>linking words, intensifiers, justified opinions</i></p> <p><i>eg. denn = because,</i></p> <p><i>weil = because (the verb goes to the end)</i></p> <p><i>negatives</i></p> <p><i>modal verbs (ich mag = I like)</i></p> <p><i>time phrases.</i></p> <p><i>Use a capital letter for German nouns</i></p>



	<p><i>Use a capital letter at the start of a sentence and a full stop at the end. Check your spelling and word order.</i></p> <p><u>Aim for 125-150 words</u></p>
What useful revision tips are there for the exam?	<p>Start learning and revising your vocabulary as soon as possible. Learn your spellings. Prepare your speaking and writing work well beforehand and practise it thoroughly. Try to provide more than the bare minimum of information. Use linking words to form more complex sentences. Make and use flashcards (or electronic flashcards).</p>
What are some of the typical mistakes students make in this exam?	<p>Sometimes students <i>think</i> they have prepared their writing work because they can remember it when they have their notes in front of them, but really you should test yourself <i>under exam conditions</i>. Then check your work against your class notes and see if you have made any mistakes.</p> <p>Some students lose marks because they have not written enough.</p>
Which revision websites or books should I use?	<p>quizlet.com is useful for making your own electronic flashcards. Use blooket.com. Your teacher will give you a link.</p> <p>duolingo.com does not follow our course, but many students find it a stimulating and interesting addition to the work we do in class.</p>
What is the teacher looking for when marking this exam?	<p>Accurate spelling</p> <p>An answer which is relevant to the question</p> <p>Full sentences</p> <p>Complex sentences and linking words</p>



SUBJECT	Geography
PAPER TITLE	Rivers and coasts
LENGTH OF EXAM	1 hour

What topics are assessed in the exam?	Weathering; erosion; the water cycle; the drainage basin; formation of river landforms (waterfalls, meanders); formation of coastal landforms (headlands, bays, caves, arches, stacks, beaches, spits); coastal erosion and coastal management.
An example of a question that could appear on the exam	Labelling diagrams, definitions of key terms, describing how features form.
What useful revision tips are there for the exam?	Tick off each thing on the revision list when you are confident you know it well.
What are some of the typical mistakes students make in this exam?	Not looking carefully enough at the maps/diagrams provided. Not writing in enough detail, aim to fill the space you are given and look at the amount of marks the question is worth.
Which revision websites or books should I use?	Go over all work/worksheets in your geography book. Learn your key terms using Quizlet (on Google Classroom). BBC Bitesize KS3 geography – Rivers and coasts. https://www.bbc.com/bitesize/topics/zs92tfr https://www.bbc.co.uk/bitesize/topics/z6bd7ty
What is the teacher looking for when marking this exam?	Good and detailed understanding of everything covered in class including all worksheets and homework tasks. Sound understanding of key terms.



SUBJECT	History
PAPER TITLE	History summer exam
LENGTH OF EXAM	1 hour

What topics are assessed in the exam?	<ul style="list-style-type: none">● Recap of key history skills: <i>knowing the difference between a primary and a secondary source.</i>● The following booklets will be assessed.● Booklet 'Native Americans'● Booklet 'Witch Trials'● Booklet 'Transatlantic Slave Trade' will be assessed.● <i>A more in depth revision list will be available soon (ask teacher for it)</i>
An example of a question that could appear on the exam	Using the sources and your own knowledge what do you think really happened? Explain the reasons why Explain who had the best Describe the Which source is most useful
What useful revision tips are there for the exam?	Revise all class and homework tasks, as all are included in the exam. Don't just read over your notes, but rewrite or record an abbreviated version of your notes. Highlighting key words, names, dates and events.
What are some of the typical mistakes students make in this exam?	Obvious student mistakes include not reading the sources and the question carefully enough and not answering the question in full detail, <i>if the question states 4 marks then 4 points need to be written down.</i>
Which revision websites or books should I use?	Topics are Native Americans, Witch Trials and Transatlantic slavery. Horrible Histories on 'youtube' (when available) (support revision notes can be requested from the teacher if you have missing notes)
What is the teacher looking for when marking this exam?	Attention to detail and correct use and understanding of historical terms and events. For the student to have attempted all the questions.



SUBJECT	Home Economics
PAPER TITLE	Summer Examination
LENGTH OF EXAM	35 minutes

What topics are assessed in the exam?	<p>Booklet 1 + 2 . Health, Safety, Hygiene + Food Poisoning</p> <ul style="list-style-type: none">· Know: Food contamination means food is not safe.· Identify: Physical contamination – hair, glass, metal.· Identify: Chemical contamination – cleaning sprays.· Identify: Biological contamination – germs and bacteria.· Know: High-risk foods spoil easily (meat, dairy).· Know: Food poisoning can make you ill.· Identify: Symptoms – sore tummy, vomiting, diarrhoea.· Know: Washing hands and cooking food properly keeps food safe.· Name: Salmonella, E. coli, Listeria.· Follow: Rules for safe storage, preparation and cooking. <p>Booklet 3. International Foods</p> <ul style="list-style-type: none">· Know: Foods come from different countries.· Know: International cuisine means food from other countries.· Know: We eat different foods in the UK because of travel and new cultures.· Identify: Lifestyle, climate, religion affect food choices.· Find out: One country and its traditional food. <p>Booklet 4. Nutrition – Macronutrients</p> <ul style="list-style-type: none">· Know: Carbohydrates give energy.· Know: Protein helps us grow and heal.· Know: Fat gives energy and keeps us warm.· Identify: Foods with carbs, protein and fat.· Know: A balanced diet keeps us healthy.· Know: Too much or too little food can be unhealthy.
An example of a question that could appear on the exam	<p>3-mark question</p> <p>Describe what high-risk foods are.</p> <p>You may include:</p> <ul style="list-style-type: none">● One example of a high-risk food● Why it spoils easily
What useful revision tips are there for the exam?	<p>First: Learn key facts (names, definitions)</p> <p>Next: Add examples</p>



	<p>Finally: Practise explanations</p> <p>Use your revision checklist, knowledge organisers and booklets.</p> <p>Practise recalling, not re-reading.</p>
<p>What are some of the typical mistakes students make in this exam?</p>	<p>Not answering the command word</p> <p>Writing too much, or too little. Use the marks as a guide.</p> <p>Giving examples without an explanation</p> <p>Mixing up key terms</p> <p>Leaving questions blank.</p>
<p>Which revision websites or books should I use?</p>	<p>Use school booklets 1,2,3,4 as mentioned above.</p>
<p>What is the teacher looking for when marking this exam?</p>	<p>Clear understanding of the facts</p> <p>Answers that match the command words</p> <p>The right number of points for the marks</p> <p>Use of key words</p> <p>Application of knowledge to real life.</p>



SUBJECT	ICT
PAPER TITLE	Summer Examination
LENGTH OF EXAM	45 minutes

What topics are assessed in the exam?	<ol style="list-style-type: none">1. Spreadsheets2. Databases3. micro:bit coding
An example of a question that could appear on the exam	<ul style="list-style-type: none">● What function can be used to find the lowest value in a range of cells?● Which buttons are used for input on a micro:bit device?
What useful revision tips are there for the exam?	Go over the basics of spreadsheets and databases (Excel and Access). Create programs using the micro:bit website.
What are some of the typical mistakes students make in this exam?	Using incorrect functions or formulae in spreadsheets. Not following the meaning of code accurately. Incorrect use of database terminology.
Which revision websites or books should I use?	BBC MicroBit - https://microbit.org/ Databases - https://www.bbc.co.uk/bitesize/guides/zswnb9q/revision/1 Spreadsheets - https://www.bbc.co.uk/bitesize/guides/zdydmp3/revision/1 Teach ICT - https://www.teach-ict.com
What is the teacher looking for when marking this exam?	A good attempt is made when answering each question. Each question has been read carefully before being answered. A thorough understanding of the different aspects of each topic.



SUBJECT	Irish
PAPER TITLE	An Teach – The House
LENGTH OF EXAM	Reading / Listening 30mins each

What topics are assessed in the exam?	An Teach - The House
An example of a question that could appear on the exam	<p>Reading exam:</p> <p>The reading exam will be exactly the same as the reading exercises in their booklets. They will read singular word and phrases and they have to write them in English and finally longer passages in Irish and answer questions based on them in English.</p> <p>Listening Exam: The listening exam will be exactly the same as the listening exercises in their booklets. They will hear singular word and phrases, and they have to write them in English and finally longer passages in Irish and answer questions based on them in English.</p>
What useful revision tips are there for the exam?	<p>Reading;</p> <p>Don't just blandly read over your notes in the booklet.</p> <p>Read over them and try to translate everything word for word.</p> <p>Ask yourself questions as you go; What does this mean? Why is that there?</p> <p>Use quizlet.com to look over vocab.</p> <p>Listening;</p> <p>Listen to any listening tracks that you have.</p> <p>While practising your reading skills, try to pronounce the words as you go and think of the sounds in Irish. They are in your notes.</p> <p>Use your textbook or quizlet, look at Irish words or phrases and test yourself.</p>



What are some of the typical mistakes students make in this exam?	Not reading the question properly. Take your time and focus on each question. Make sure you know how many marks there are for each question. Guess what you don't know and don't leave anything blank.
Which revision websites or books should I use?	www.quizlet.com . Irish Textbook
What is the teacher looking for when marking this exam?	The correct answers 😊 Although I will look favourably on those who guess as opposed to just leaving a blank space.



SUBJECT	Mathematics 9BD I Mathieu 9CMS J Mills
PAPER TITLE	Summer Exam
LENGTH OF EXAM	1 hour

What topics are assessed in the exam?	<p>Probability</p> <ul style="list-style-type: none">● Write down the probability that an event will not happen given the probability that it will happen.● Write down the probability of an event such as the probability that a letter chosen at random from the letters of the word SUCCESSION is a vowel.● Write down the possibility space for two events.● Given the probability that an event will happen, write down the number of times an event is likely to happen. <p>Area</p> <ul style="list-style-type: none">● Find the area of a parallelogram.● Find the area of a triangle.● Find the area of a trapezium● Find the square root of a number using a calculator.● Given area and one other measurement of a square, rectangle, triangle or parallelogram find the missing measurement.● Find the area of a compound shape. <p>Working with Number</p> <ul style="list-style-type: none">● Find the value of positive indices● Multiply numbers written in index form● Divide numbers written in index form● Find the value of negative indices● Write down that any number to power zero is 1● Write a number in standard form● Write a number to a given number of significant figures● Write a number to a given number of decimal places● Estimate the answer to a calculation by writing all numbers to 1 s.f.● Use a calculator to find powers of numbers <p>Algebra 1</p> <ul style="list-style-type: none">● Construct a simple formula● Multiply out brackets● Collect like terms● Multiply directed numbers● Use index notation with letters that stand for unknown numbers● Substitute numbers into formulas● nth term of a sequence <p>Multiplying & Dividing decimals</p> <ul style="list-style-type: none">● Multiply and divide decimals by a whole number
---------------------------------------	--



- Multiply a decimal by a decimal

Pythagoras Theorem

- Calculate the longest side of a right-angled triangle
- Problems in context

Percentages & Fractions

- Express one quantity as a fraction of another
- Find a fraction of a quantity
- Find the whole of a quantity given a fraction of the quantity
- Interchange fractions, decimals and percentages
- Use one percentage to find another
- Express one quantity as a percentage of another
- Find a percentage of a quantity
- Increase/decrease quantities by given percentage

Scatter Graphs

- Interpret a scatter graph
- Draw a scatter graph
- Draw a line of best fit on a scatter graph
- Identify correlation on a scatter graph: positive, negative

Ratio

- Simplify ratios
- Write ratios as fractions
- Divide a quantity in a given ratio
- Write down and interpret a map ratio
- Use direct proportion to solve simple problems

Circles

- Parts of a circle
- Area of a circle
- Circumference of a circle
- Area and perimeter of semi/quarter circles
- Area and perimeter of compound shapes with circles

Algebra 2

- Collecting 'like' terms
- Solving one step and two step equations including equations with fractions, brackets and x-terms on both sides

Polygons

- Definition and types of polygons
- Finding missing interior and exterior angles in regular polygons

Travel Graphs

- Interpreting a travel graph
- Calculating average speed



An example of a question that could appear on the exam	Questions will be of the same style as those encountered in your end of unit class tests. They will require you to apply the mathematical methods studied in each unit.
What useful revision tips are there for the exam?	<ul style="list-style-type: none">● Read questions carefully● Show working out neatly and clearly● Use pencil and a ruler for diagrams and charts● Bring correct equipment; pen, pencil, ruler and protractor
What are some of the typical mistakes students make in this exam?	<ul style="list-style-type: none">● Not showing working● Writing money to 2 decimal places● 5^2 means 5×5 not 5×2● 1 is not a prime number
Which revision websites or books should I use?	www.mymaths.co.uk BBC Bitesize Mathematics notebook Exam revision booklets
What is the teacher looking for when marking this exam?	Clear working out shown and correct answers. Clearly labelled and drawn diagrams.



SUBJECT	Mathematics 9CMS S Kelly
PAPER TITLE	Summer Exam
LENGTH OF EXAM	1 hour

What topics are assessed in the exam?	<p>Measures</p> <ul style="list-style-type: none">● Metric measures● Units of measure● Reading scales● Find the area of a parallelogram.● Find the area of a triangle.● Find the area of a trapezium● Find the square root of a number using a calculator.● Given area and one other measurement of a square, rectangle, triangle or parallelogram find the missing measurement.● Find the area of a compound shape. <p>Working with Number</p> <ul style="list-style-type: none">● Order integers and decimals● Negative numbers (add, subtract, times and divide)● Factors and multiples● Common factors● Prime numbers● Square numbers● HCF and LCM <p>Probability</p> <ul style="list-style-type: none">● Probability scale● Write down the probability that an event will not happen given the probability that it will happen.● Write down the probability of an event such as the probability that a letter chosen at random from the letters of the word SUCCESSION is a vowel.● Sample space diagrams for two events.● Given the probability that an event will happen, write down the number of times an event is likely to happen. <p>Algebra 1</p> <ul style="list-style-type: none">● Algebraic notation● Construct a simple formula● Multiply out brackets● Collect like terms● index notation in algebra● Substitute numbers into formulas
---------------------------------------	---



	<p>Pythagoras Theorem</p> <ul style="list-style-type: none">● Calculate the longest side of a right-angled triangle● Problems in context <p>Fractions, decimals and BIDMAS</p> <ul style="list-style-type: none">● ordering decimals● converting decimals to fractions● Express one quantity as a fraction of another● Find a fraction of a quantity● Add and subtract fractions● BIDMAS- order of operations <p>Representing Data</p> <ul style="list-style-type: none">● Pie charts● Bar charts● Frequency diagrams● Scatter graphs <p>Ratio</p> <ul style="list-style-type: none">● Simplify ratios● Divide a quantity in a given ratio● Use direct proportion to solve simple problems <p>Angles</p> <ul style="list-style-type: none">● Types of angles and triangles● Angles in a triangle● Angles on parallel lines● Angles in a quadrilateral <p>Percentages</p> <ul style="list-style-type: none">● Calculate a percentage of an amount● Interchange fractions, decimals and percentages● Increase/decrease quantities by given percentage <p>Algebra 2</p> <ul style="list-style-type: none">● Solving one step and two step equations including equations with fractions, brackets and x-terms on both sides
An example of a question that could appear on the exam	Questions will be of the same style as those encountered in your end of unit class tests. They will require you to apply the mathematical methods studied in each unit.



What useful revision tips are there for the exam?	<ul style="list-style-type: none">● Read questions carefully● Show working out neatly and clearly● Use pencil and a ruler for diagrams and charts● Bring correct equipment; pen, pencil, ruler and protractor
What are some of the typical mistakes students make in this exam?	<ul style="list-style-type: none">● Not showing working● Writing money to 2 decimal places● 5^2 means 5×5 not 5×2● 1 is not a prime number
Which revision websites or books should I use?	www.mymaths.co.uk BBC Bitesize Mathematics notebook Exam revision booklets
What is the teacher looking for when marking this exam?	Clear workings and correct answers. Clearly labelled and drawn diagrams.



SUBJECT	Mathematics 9CMS B Quinn & 9BD J Mills
PAPER TITLE	Summer Exam
LENGTH OF EXAM	1 hour

What topics are assessed in the exam?	<p style="text-align: center;">1. Measures</p> <p>Metric measures Units of measure Reading scales Area of a rectangle and triangle Coordinates</p> <p style="text-align: center;">2. Integers</p> <p>Negative numbers Adding/subtracting whole numbers Factors and multiples Common factors Prime numbers Square numbers</p> <p style="text-align: center;">3. Probability</p> <p>Describing probability using words The probability scale Writing probabilities Experimental probability</p> <p style="text-align: center;">4. Algebra</p> <p>Writing simple expressions Substitution Collecting like terms Expanding brackets</p> <p style="text-align: center;">5. Calculations</p> <p>Rounding BIDMAS Mental and written calculations Calculator skills</p> <p style="text-align: center;">6. Fractions and decimals</p> <p>Ordering decimals Writing fractions Equivalent fractions Simplifying fractions Percentages Finding a percentage of an amount Fractions, decimal and percentages</p> <p style="text-align: center;">7. Collecting and representing data</p> <p>Collecting data Frequency tables Bar charts</p>
---------------------------------------	--



	<p>Pie charts</p> <p>8. Ratio and proportion</p> <p>Simplifying ratio Dividing an amount in a given ratio</p> <p>9. Angles and shapes</p> <p>Types of angles Angles on a straight line Angles at a point Vertically opposite angles Angles in a triangle Properties of triangles</p>
An example of a question that could appear on the exam	Questions will be of the same style as those encountered in your end of unit class tests. They will require you to apply the mathematical methods studied in each unit.
What useful revision tips are there for the exam?	<ul style="list-style-type: none">● Read questions carefully● Show working out neatly and clearly● Use pencil and a ruler for diagrams and charts● Bring correct equipment; pen, pencil, ruler and protractor
What are some of the typical mistakes students make in this exam?	<ul style="list-style-type: none">● Not showing working● Writing money to 2 decimal places● 5^2 means 5×5 not 5×2● 1 is not a prime number
Which revision websites or books should I use?	<p>www.mymaths.co.uk</p> <p>BBC Bitesize</p> <p>Mathematics notebook</p> <p>Exam revision booklets</p>
What is the teacher looking for when marking this exam?	<p>Clear workings and correct answers.</p> <p>Clearly labelled and drawn diagrams.</p>



SUBJECT	Music
There is NO Year 9 Summer exam. Instead, students will complete a composition task during class time.	



SUBJECT	Religious and Integrated Studies
PAPER TITLE	Year 9 RS Summer Exam
LENGTH OF EXAM	1 hour

What topics are assessed in the exam?	<p>Topics for revise:</p> <ul style="list-style-type: none">● Hinduism<ul style="list-style-type: none">○ World Faiths - key facts○ Key beliefs - reincarnation, karma, dharma, moksha○ Hindu gods & goddesses, e.g., Trimurti○ Hindu Creation Story○ Hindu Caste System○ Hindu worship - puja, mandirs & shrine○ Hindu festivals○ Hindu holy books● Holy Week<ul style="list-style-type: none">○ Palm Sunday○ The Last Supper○ Betrayal and Arrest of Jesus○ Trial before the Sanhedrin and Pilate○ Peter's denial○ The crucifixion○ The Resurrection - <i>the women at the tomb and Peter & John at the tomb</i>○ The Road to Emmaus○ Doubting Thomas○ The Great commission and ascension of Jesus
An example of a question that could appear on the exam	<p>There will be short answer questions in Section A and PEE questions in Section B.</p> <p>Example: <i>"Modern Hindus should reject the Hindu Caste system"</i>. Do you agree or disagree? Give two reasons for your answer. [5 marks]</p>
What useful revision tips are there for the exam?	<ul style="list-style-type: none">● Practice using P.E.E. (point, evidence, explain).● Create flash cards of key pieces of information.● Explain key concept to others (perhaps your parents) and answer their questions. Nothing aids learning like teaching.● Create tables of arguments for and against a variety of statements (given in class) to develop critical thinking skills.
What are some of the typical mistakes students make in this exam?	<p>Students often fail to give examples when making points which costs marks. Students sometimes do not read the question carefully enough and so their answer is not on task.</p>



Which revision websites or books should I use?	Everything you need is in your RE book – ensure that this is up to date.
What is the teacher looking for when marking this exam?	I am looking for evidence of good quality revision. I am also looking for students who can have strong opinions and can also back this up with evidence.



SUBJECT	Science
PAPER TITLE	2 papers – one theory and one practical
LENGTH OF EXAM	1 hour each

What topics are assessed in the exam?	<p>You will be asked a question or more on each of the following topics in the theory exam:</p> <ol style="list-style-type: none">1. Earth and Space2. Sight and sound3. Elements, compounds and mixtures4. Staying Alive5. Energy6. Food and digestion7. Chemical Reactions <p>In the practical exam, you will be asked to carry out one experiment:</p> <ol style="list-style-type: none">1. Measure accurately2. Weigh3. Time4. Fair test5. Compare results
An example of a question that could appear on the exam	<p>Practical exam:</p> <ol style="list-style-type: none">1. Write out the method to ...2. State how you will make it a fair test
What useful revision tips are there for the exam?	<ul style="list-style-type: none">● Read over your notes in your science book and Google classroom● Look at science revision website● Use your topic test and corrections to ensure you don't make the same mistakes again● Tick off each thing on the revision list when you are confident you know it well.
What are some of the typical mistakes students make in this exam?	<ul style="list-style-type: none">● Make sure you read the question properly. Answer the question you have been asked● Read all the information given in the question as it gives clues to the answers
Which revision websites or books should I use?	<p>Use:</p> <ul style="list-style-type: none">● Revision list● BBC KS3 bitesize https://www.bbc.com/bitesize/subjects/zng4d2p● Earth and Space https://www.bbc.co.uk/bitesize/topics/z8c9q6f/articles/zyw7yc#zt3qm39



- | | |
|--|---|
| | <ul style="list-style-type: none">● Days and years on planets
https://www.bbc.co.uk/bitesize/topics/z8c9q6f/articles/zktckty● Energy https://www.bbc.co.uk/bitesize/topics/zc3g87h/articles/zg2sn9q● Elements https://www.bbc.co.uk/bitesize/topics/zstp34j/articles/zqr4tv4● Metals and non-metals
https://www.bbc.co.uk/bitesize/topics/zv9nhcw/articles/z8qrr2p● Displacement reactions
https://www.bbc.co.uk/bitesize/topics/z3ksp4j/articles/zfy98hv● Compounds
https://www.bbc.co.uk/bitesize/topics/zych6g8/articles/zhjptrd#z7s9cmn● Digestive system
https://www.bbc.co.uk/bitesize/topics/zf339j6/articles/zv8m7yc● Breathing and respiratory system
https://www.bbc.co.uk/bitesize/topics/zvrrd2p/articles/zk9t6g8#zk4htrd● Healthy diet
https://www.bbc.co.uk/bitesize/topics/zf339j6/articles/zmwvgdm#zjwtxbk |
|--|---|



SUBJECT	YEAR 9 SPANISH NON-BEGINNERS (students who have been studying Spanish since year 8)
PAPER TITLE	Year 9 Summer Writing Exam 2026: <u>Module 5: El tiempo libre (el tiempo libre)</u> <u>and some translation questions from English into Spanish from module 6 (en la ciudad), p114-115</u>
LENGTH OF EXAM	The writing test will last about 1 hour.

What topics are assessed in the exam?	<p>For exam questions 1-5: El tiempo libre (free-time). Useful page numbers in the textbook Mira 1 module 5: p80-97 (the vocabulary revision pages: p96-97).</p> <p>You will have to write in Spanish, approximately 130-150 words.</p> <p>For exam question 6: <u>Some translation questions from English into Spanish from module 6 (en la ciudad), p114-115</u></p>
An example of a question that could appear on the exam	<p>1. What do you do in your free time? (Use p80-81 to help)</p> <p>Example starter phrase:</p> <p>En mi tiempo libre...</p> <ul style="list-style-type: none">• monto en bicicleta• veo la televisión• voy al cine <p>(extend your answer eg where, with whom? e.g. los lunes / todos los días con mis amigos/ con mi familia)</p> <p>2. What sports do you do? (Use p.84/85 to help)</p> <p>Hago/ me gusta hacer...</p> <ul style="list-style-type: none">• atletismo• esquí• natación <p>(extend your answer with how often and sequencer words, reasons and opinions)</p>



Juego/ me gusta jugar...

- al fútbol
- al baloncesto
- al tenis

(extend your answer with how often and sequencer words,
reasons and opinions)

3. **What else do you like to do? Why?** (p86-87)

Example starter phrase:

En mi tiempo libre, me gusta...

- escuchar música
- ir de compras porque ...

(Give a reason (p.87), opinion).

4. **What do you not like to do? Why?** (p86-87)

Example starter phrase:

No me gusta...

- hacer mis deberes
- hacer natación porque ...

Give a reason, opinion (p.86-87)

5. **What are you going to do this weekend?** (p.88/89)

Use the near future tense:

Example starter phrase:

Este fin de semana **voy a** ...(+ infinitive)

ir de compras

jugar al rugby

Use sequencers here, e.g.

primero – firstly

luego – then

después – after



	<p>también – also</p> <p>el sábado – on Saturday</p> <p>el domingo – on Sunday</p> <p>el sábado por la tarde / noche – on Saturday afternoon/evening</p> <p>por la mañana – in the morning</p> <p>6. Some <u>translation questions from English into Spanish</u> from module 6 (en la ciudad) , p114-115</p>
<p>What useful revision tips are there for the exam?</p>	<ol style="list-style-type: none">1. You can use the written preparation you did for the speaking test but <u>improve and extend it. Make sure you include linking words and opinions and reasons.</u>2. Check your written preparation for errors. Ask your teacher to check it too.4. Make flashcards of the words and phrases in Spanish and English.4. Start revising well in advance of the exam!5. Practise by recording yourself saying your writing preparation. Listen to it regularly.6. Practise writing out from memory what you intend to write.7. Use quizlet.com and blooet.com to learn the vocabulary for the writing exam. See the links below.
<p>What are some of the typical mistakes students make in this exam?</p>	<p>Spelling! Try to aim to be as accurate as possible!</p> <p>Don't leave out verbs in a sentence!</p> <p>Try and stretch yourself by adding in more linking words and opinions. Your teacher will give you these.</p> <p>Don't leave it to the last minute to revise! Start as soon as possible and go over it again and again.</p>
<p>Which revision websites or books should I use?</p>	<p>Use quizlet.com to learn the vocabulary for the writing exam.</p> <p>https://quizlet.com/gb/177970340/mira-1-chapter-5-flash-cards/</p> <p>(or do a search in quizlet.com for: Mira 1 chapter 5)</p> <p>Use blooet.com to learn the vocabulary you will need:</p> <p>Your teacher will upload a link to Blooet on Google Classroom 2 weeks before the exam.</p>



<p>What is the teacher looking for when marking this exam?</p>	<p>Full answers in the writing exam, usually with verbs.</p> <p>Good spelling and accuracy. Good grammar.</p> <p>Evidence that you have tried to stretch yourself to write longer sentences with opinions and reasons and descriptions.</p>
--	---



SUBJECT	YEAR 9 SPANISH BEGINNERS (students who only started Spanish in year 9)
PAPER TITLE	SPANISH SUMMER WRITING EXAM 2026 - YEAR 9 BEGINNERS
LENGTH OF EXAM	1 HOUR.

What topics are assessed in the exam? Example of questions that could appear on the exam:	<p>Module 2 of your textbook: 'En el instituto' (at school)</p> <p>and translation questions from: Module 3 ¿Tienes hermanos?</p> <p>You will have to WRITE answers to the following questions 1-6 in SPANISH.</p> <p>Aim to write 80-100 words in total:</p>						
	<table border="1"><tr><td>1. What subjects do you study? (p26-27)</td></tr><tr><td>2. What subjects do you like to study and why? (p32-33)</td></tr><tr><td>3. What subjects do you not like to study and why? (p32-33)</td></tr><tr><td>4. What do you do in Spanish? (p28-29)</td></tr><tr><td>5. What do you not do in Spanish? (p28-29)</td></tr><tr><td>6. What do you eat and drink at break time? (p34-35)</td></tr><tr><td>7. Translate some sentences into Spanish from module 3 (p60-61). Your teacher will give you guidance on this.</td></tr></table> <p>Remember: pages 42-43 will help with vocabulary for the writing questions 1-6, also use connective words, time phrases and give opinions and reasons. p60-61 will help you with the translation questions in no 7.</p>	1. What subjects do you study? (p26-27)	2. What subjects do you like to study and why? (p32-33)	3. What subjects do you not like to study and why? (p32-33)	4. What do you do in Spanish? (p28-29)	5. What do you not do in Spanish? (p28-29)	6. What do you eat and drink at break time? (p34-35)
1. What subjects do you study? (p26-27)							
2. What subjects do you like to study and why? (p32-33)							
3. What subjects do you not like to study and why? (p32-33)							
4. What do you do in Spanish? (p28-29)							
5. What do you not do in Spanish? (p28-29)							
6. What do you eat and drink at break time? (p34-35)							
7. Translate some sentences into Spanish from module 3 (p60-61). Your teacher will give you guidance on this.							



<p>What useful revision tips are there for the exam?</p>	<p>1. Look at the written preparation you did for the speaking exam. You can use what you wrote and add to it. Your teacher will help you in class to do this. Make sure you use connective words, time phrases, give opinions and reasons.</p> <p>2. Once you have done your written exam prep, ask your teacher to mark it.</p> <p>3. Make flashcards to learn it.</p> <p>4. Start revising well in advance of the exam!</p> <p>5. Practise writing it under timed conditions from memory. Practise also by recording it on your phone and listening to it.</p> <p>6. Use p60-61 to help you revise for the translation questions from English into Spanish.</p>
<p>What are some of the typical mistakes students make in this exam?</p>	<p>Spelling! Try to aim to be as accurate as possible!</p> <p>Don't leave out verbs in a sentence!</p> <p>Try and stretch yourself by adding in more linking words and opinions. Your teacher will give you these.</p> <p>Don't leave it to the last minute to revise! Start as soon as possible and go over it again and again.</p>
<p>Which revision websites or books should I use?</p>	<p>You could use quizlet.com to learn the vocabulary you need to use. A link to a set of vocabulary for the chapter:</p> <p>https://quizlet.com/275344540/ms-susay-mira-1-chapter-2-flash-cards/</p> <p>(or do a search on quizlet for: Ms Susay Mira 1 chapter 2)</p> <p>Blooket: Your teacher will put a link to Blooket in Google Classroom two weeks before the exam.</p>
<p>What is the teacher looking for when marking this exam?</p>	<p>Full answers in the writing exam that answer each question, usually with verbs. Good spelling and accuracy. Evidence that you have tried to stretch yourself to write longer sentences with opinions and reasons and descriptions.</p>



SUBJECT	Technology and Design
PAPER TITLE	Summer Exam
LENGTH OF EXAM	1 hour

What topics are assessed in the exam?	Know examples of the three different materials Learn the properties of wood, plastic and metals. Learn the groups of woods, metals and plastics and examples of each. Uses of metal. Levers. Tools and their uses. How to finish materials (e.g. steps of finishing a piece of acrylic). 3D/isometric drawing/working drawing skills.
An example of a question that could appear on the exam	Name the two groups of plastics. Draw the 3D shape provided. Label the load, fulcrum and effort for each lever below.
What useful revision tips are there for the exam?	Follow the revision booklet to the letter.
What are some of the typical mistakes students make in this exam?	Pupils don't take their time on the drawing and rendering
Which revision websites or books should I use?	All information is on YR9 Google Classroom along with a digital copy of the revision booklet which students will receive in class. Miss McKee's google classroom code is: stxgjkxn.
What is the teacher looking for when marking this exam?	Good use of technological terms with good spelling and grammar in your answers. Also, neat and well rendered design answers.



Time	Monday	Tuesday	Wednesday	Thursday	Friday
4pm					
5pm					
6pm					
7pm					
8pm					
9pm					

Time	Saturday	Sunday
9am		
10am		
11am		
Noon		
1pm		
2pm		
3pm		
4pm		
5pm		
6pm		
7pm		
8pm		
9pm		



Time	Monday	Tuesday	Wednesday	Thursday	Friday
4pm					
5pm					
6pm					
7pm					
8pm					
9pm					

Time	Saturday	Sunday
9am		
10am		
11am		
Noon		
1pm		
2pm		
3pm		
4pm		
5pm		
6pm		
7pm		
8pm		
9pm		



Time	Monday	Tuesday	Wednesday	Thursday	Friday
4pm					
5pm					
6pm					
7pm					
8pm					
9pm					

Time	Saturday	Sunday
9am		
10am		
11am		
Noon		
1pm		
2pm		
3pm		
4pm		
5pm		
6pm		
7pm		
8pm		
9pm		



Time	Monday	Tuesday	Wednesday	Thursday	Friday
4pm					
5pm					
6pm					
7pm					
8pm					
9pm					

Time	Saturday	Sunday
9am		
10am		
11am		
Noon		
1pm		
2pm		
3pm		
4pm		
5pm		
6pm		
7pm		
8pm		
9pm		