



Shimna Integrated College



Winter Exams 2024

Year 10

Preparation Pack



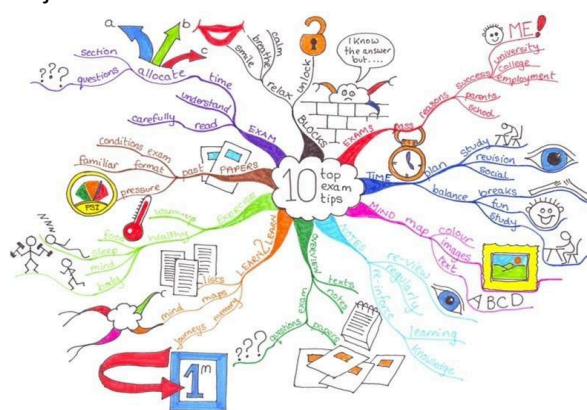
Revision Hints and Tips

Revision tips

- Start your revision in good time
- Plan a revision timetable
- Highlight homework deadlines and exam dates and times
- Plan 30 minute or maximum of one hour slots for each subject
- Revise specific topics in a subject, not the whole subject
- Cover areas from each subject several times
- Only revise a couple of topics per evening
- Leave some time to relax

HARD WORK AND
DETERMINATION
WILL GET YOU
WHERE YOU WANT
TO GO.

CLASSYCAREERGIRL.COM



Try some of these to see which work best for you




- Online resources
- Flashcards
- Mind maps
- Record information and listen back
- Post it notes
- Time lines
- Use colour to write or highlight key words and ideas in your notes
- Work with a friend to help and test each other
- Revision booklets
- Music in the background can help
- **Put mobile phones away!** Don't waste time on social media

Being prepared for the exam

- You'll need a couple of pens, a sharpened pencil, a rubber, a ruler and protractor
- You might want to wear a watch in the exam

Tackling the exam

- Read each question carefully
- Check how many marks are available for each question. Don't write too much or too little.
- Answer the question – don't just repeat the question or write something irrelevant
- Check information in graphs and tables. Have you read it correctly?
- Check all calculations
- Check spelling. Write the answer even if you're not sure of the spelling as you may get a mark
- Write your answer if you feel confident. If not, go onto the next question. Don't spend time on questions you're unsure of until you've gone through the paper once.
- Make sure you have enough time left to tackle the questions which are worth a high number of marks, but which may be at the end of the paper.





SUBJECT	Art
Subject	Art
PAPER TITLE	Tonal study of an orange
LENGTH OF EXAM	1 hour

What topics are assessed in the exam?	Accurate proportions and perspective Well observed tonal range (light to dark) Well observed details (texture etc)
An example of a question that could appear on the exam	Produce a <u>tonal study</u> of the orange which has been set up on your desk.
What useful revision tips are there for the exam?	Look at the examples on Google Classroom Use the examples in your sketchbook to practise.
What are some of the typical mistakes students make in this exam?	Starting to draw too far up the page and running out of room. Starting to draw too small which makes shading and detail more difficult. Leaning too heavily on the pencil to begin with which makes it difficult to make adjustments to the drawing regarding measurements and proportions. Adding a heavy outline all the way around which flattens the shape.
Which revision websites or books should I use?	Google Classroom Youtube Your own sketchbook
What is the teacher looking for when marking this exam?	Accurate measurements and good proportions. A good sized drawing which fills the page. Well observed details. Good tonal range. No heavy outline all the way around, good observation of light and dark. Neat work.



SUBJECT	Drama
PAPER TITLE	Styles of Drama
LENGTH OF EXAM	1hour

What topics are assessed in the exam?	<ul style="list-style-type: none">• Strategies/techniques of each practitioner (for each style explored)• Commedia Dell-arte techniques and genre• A costume design sketch based on the character you performed
An example of a question that could appear on the exam	Write a definition of the following genre: <ul style="list-style-type: none">• Theatre of Cruelty• Naturalism
What useful revision tips are there for the exam?	<ul style="list-style-type: none">• Look at the work you have in your booklets and revise• - Commedia dell-arte genre and techniques.• Other practitioners styles we have explored in class and the techniques.
What are some of the typical mistakes students make in this exam?	<ul style="list-style-type: none">• Don't spend too long on one question.
Which revision websites or books should I use?	<ul style="list-style-type: none">• Revise using your booklets• Revise using your research material
What is the teacher looking for when marking this exam?	<ul style="list-style-type: none">• Be honest when answering the questions.• Use drama terms i.e. Placards, Stanislavsky system-method acting, Educational theatre, multi-rolling, exaggerated movement.





SUBJECT	English
PAPER TITLE	Reading Fiction and Personal Writing
LENGTH OF EXAM	1 hour 30 minutes

What topics are assessed in the exam?	<ul style="list-style-type: none">• How to read and respond to a literary text.• How to plan and write a piece of personal writing
An example of a question that could appear on the exam	<ol style="list-style-type: none">1. What does the loudspeaker tell the citizens to do?2. How do you know that Jonas is an obedient child?3. How does the writer build a sense of Jonas embarrassment? Write about at least three language devices and use Point Evidence Explain <p>Write about a person/place/event that was significant to you.</p>
What useful revision tips are there for the exam?	Read your revision guide, do the practice questions and papers your English teacher will give you.
What are some of the typical mistakes students make in this exam?	<ul style="list-style-type: none">• Not answering questions in full sentences.• Not doing what the question asks.• Not writing in enough detail, look carefully at the questions that have more marks and write more in response to them!• Not using a PEE response in the questions that have more marks.• Not planning for the writing section.• Not taking paragraphs for each new person, place topic, etc.
Which revision websites or books should I use?	The English department's Revision Guide.
What is the teacher looking for when marking this exam?	Detailed answers to questions in the reading section, supported by evidence from the text (quotes). Personal writing should be planned and structured using paragraphs. The writing should be engaging and the student should aim to employ a range of language devices and interesting vocabulary.



SUBJECT	Geography
PAPER TITLE	If the world was an orange....
LENGTH OF EXAM	1 hour 30

What topics are assessed in the exam?	4/6 figure grid references Measuring distance Direction Drawing a sketch map Height on maps Latitude/longitude World mountains/oceans/rivers/countries (that we have studied – see worksheets in your book) Continents of the world Remember to study your Quizlet key terms sheet for ‘If the world was an orange’ topic (link provided below)
An example of a question that could appear on the exam	Labelling world maps (continents/oceans/important lines of latitude and longitude/rivers/mountains/countries). Drawing a sketch map from an OS map. Labelling a cross section. Using map skills from Year 8 – grid references/measuring distance etc.
What useful revision tips are there for the exam?	Tick off each thing on the revision list when you are confident you know it well. Spend time practising your skills at home until you are confident with the more difficult skills like drawing a sketch map and labelling a cross section.
What are some of the typical mistakes students make in this exam?	Not revising the maps (physical/political/continents) in their book in enough detail. Not giving the latitude reading first. Not writing N/S or W/E after they give a number in degrees for latitude or longitude. Not knowing their map skills.
Which revision websites or books should I use?	Go over all work/worksheets in your geography book. Revise all Quizlet key terms https://quizlet.com/_2npr1s?x=1jqt&i=cy1jm  Website – BBC Bitesize geography KS3 – OS map skills and atlas skills. https://www.bbc.com/bitesize/guides/z6j6fg8/revision/1

	 https://www.bbc.com/bitesize/guides/ztqtyrd/revision/1  Videos for revising map skills (scroll down in the link below) http://www.geobytes.org.uk/osmapskills.html?fbclid=iwar0hipm5ep7y5p7znmamgtlgg9dvz7vzum0vzhg7ls4si-mjrhpefzymfc  Video to revise how to draw a cross section https://www.bing.com/videos/search?q=how+to+draw+a+cross+section+from+a+map+video&docid=608052595083774683&mid=171DC93BF290A9F2D64A171DC93BF290A9F2D64A&view=detail&FORM=VIRE&adlt=strict  Exam revision quizzes: Continents and Oceans: https://www.geoguessr.com/seterra/en/vgp/3188  World physical features: https://www.geoguessr.com/seterra/en/vgp/3459?c=TETJB  Latitude and Longitude: https://www.geoguessr.com/seterra/en/vgp/3252 
What is the teacher looking for when marking this exam?	Good understanding of the map skills covered in class and all of the key terms provided on Quizlet.



SUBJECT	German Nov/Dec 2024
PAPER TITLE	Echo 2, chapter 1
LENGTH OF EXAM	4 skills will be assessed: listening, reading, and writing (1hr) and speaking. Your teacher will tell you the exact date of your tests.

What topics are assessed in the exam?	Topics: Seasons, holidays, weather, countries, activities you did on holidays, the time, making plans. The vocabulary you need can be found on p. 22 – 23 of the textbook.
An example of a question that could appear on the exam	In the listening exam: listen out for information on the time and the weather and key words and phrases. In the reading exam: read short and longer texts and match up pictures and words. Answer in German and English. In the speaking and writing exam: You will be given a prep/revision sheet on this in class to practise. In the writing test you will need to translate some sentences into German and answer questions in German about your holidays (eg. where you went, for how long, with whom, what the weather was like, where you stayed, what the accommodation was like, what you ate and drank, what you did on holiday. Give opinions and reasons and use linking words. Your teacher will give you example answers eg: Letztes Jahr bin ich mit meiner Familie nach Berlin gefahren. Das war sehr gut, weil Berlin sehr interessant ist. Ich liebe Berlin! Das Wetter war sonnig und heiss. Ich habe jeden Tag Pizza gegessen und Cola getrunken. Wir sind auch jeden Tag schwimmen gegangen und ich bin ins Museum gegangen, das war toll! Wir haben in einem Hotel gewohnt. Das Hotel war gut aber nicht sehr modern. Meine Mutter hat das Hotel nicht gut gefunden, weil es nicht modern war. Ich habe das Hotel gut gefunden, weil es ein Schwimmbad hat. Your teacher will explain what to revise for the speaking test.
What useful revision tips are there for the exam?	Use quizlet.com to learn the vocabulary for the listening and reading exams and blooket.com. Your teacher will give you a link. Make flashcards of the words in German and English. Start revising well in advance of the exam! Practice speaking and record yourself. Ask your teacher to record themselves saying a piece on your phone for you. Practice writing out from memory what you intend to write.
What are some of the typical mistakes students make in this exam?	Spelling! Try to aim to be as accurate as possible! Watch your word order. Don't leave out verbs in a sentence! Try and stretch yourself by adding in more linking words and opinions. Your teacher will give you these. Don't leave it to the last minute to revise! Start as soon as possible and go over it again and again.



Which revision websites or books should I use?	quizlet.com is useful for making your own electronic flashcards. Use blooklet.com. duolingo.com does not follow our course, but many students find it a stimulating and interesting addition to the work we do in class.
What is the teacher looking for when marking this exam?	Full answers in the writing and the speaking, usually with verbs. Good spelling and accuracy. Good word order and grammar. Evidence that you have tried to stretch yourself to say/write longer sentences with opinions and reasons and descriptions.



SUBJECT	History
PAPER TITLE	20 th Century History
LENGTH OF EXAM	1 hour

What topics are assessed in the exam?	<ol style="list-style-type: none">1. Timeline of the 20th Century2. Changes and differences between the start and the end of the 20th Century3. The Edwardian class structure (Upper, Middle, Working - skilled and unskilled) and the differences between the classes.4. Debate whether it was a golden age in the Edwardian era?5. The Suffrage Movement:<ul style="list-style-type: none">- Suffragettes,- Suffragists- The impact of WWI in helping women get the vote <p>Include:</p> <ul style="list-style-type: none">- the leaders of each group and government,- men's attitudes towards women,- why women wanted the vote,- strategies both Suffragettes and Suffragists used,- Cat 'n' Mouse Act,- jobs women did during WWI- and when women eventually got the vote
An example of a question that could appear on the exam	Questions vary from extended written questions worth 10 marks e.g. To what extent was there a Golden Age in Edwardian England? Short questions Describe the Cat 'n' Mouse Act [4 marks]. There are also diagrams to draw and label and source questions – where a source is shown and a question about the source is asked e.g. what does the source tell us about ... and how useful is the source?
What useful revision tips are there for the exam?	Revise all class and homework tasks, as all are included in the exam. Don't just read over your notes, but rewrite or record an abbreviated version of your notes. Highlighting key words, names, dates and events.
What are some of the typical mistakes students make in this exam?	Obvious student mistakes include not reading the question carefully enough and not answering the question full detail, if it states 4 marks then 4 points need to be raised.
Which revision websites or books should I use?	Your booklets - The 20th Century and The Suffrage Movement . BBC Bitesize – ks3 Modern world – 'Votes for women' and 'The Class system in 1914 Britain' https://www.bbc.co.uk/programmes/p00xj1pv - The class system in 1914 Britain https://www.bbc.co.uk/bitesize/articles/zh6nsk7 - The Suffragette Movement https://www.bbc.co.uk/bitesize/topics/zxwg3j6 - the fight for female suffrage



What is the teacher looking for when marking this exam?	Attention to detail and correct use and understanding of historical terms and events.
---	---



SUBJECT	Home Economics
PAPER TITLE	Safety, Hygiene with CHD and Fat.
LENGTH OF EXAM	45 Minutes

What topics are assessed in the exam?	<p>Food Safety and Hygiene: You should be able to:</p> <ul style="list-style-type: none">• Identify hazards in the kitchen as you work and reduce risk• Prepare yourself safely and hygienically for cooking.• Prevent cross-contamination• Be able to measure, weigh and prepare ingredients appropriately and safely. <p>CHD and Fat</p> <ul style="list-style-type: none">• Explain the difference between visible and invisible fat (using examples)• Explain the function of fat in the diet• List the main sources of fat in the UK diet• State the difference between saturated and unsaturated fat• Discuss the dangers of excess fat• Suggest ways in which you can reduce fat in your own diet• Be able to read a food label and in turn make informed decisions• Modify meals for family members to reduce fat.
What are some of the typical mistakes students make in this exam?	<p>Students arrive unprepared</p> <p>Students do not use command words to guide their answer.</p> <p>Students do not use keywords to guide their answer.</p> <p>Students do not use the marks available to guide their answer.</p>
Which revision websites or books should I use?	<p>Use your student CHD booklet</p> <p>Use the NHS webpage on Coronary Heart Disease</p> <p>Use the NHS webpage on the Eatwell guide and look at the fats and oils section.</p> <p>Use the NHS webpage on eight tips for eating well, particularly the reduce fat section.</p>
What is the teacher looking for when marking this exam?	<p>Use of command words and keywords.</p> <p>To use the full marks available.</p> <p>To use correct terminology.</p> <p>Attempt all questions.</p>



SUBJECT	Irish
PAPER TITLE	Holidays
LENGTH OF EXAM	The exam will assess Reading, Speaking and Listening skills. Reading exam 30 mins Listening exam 30 mins Speaking Exam 5-7 mins Writing Exam 30 mins (students can choose either writing or Oral)

What topics are assessed in the exam?	Holidays
An example of a question that could appear on the exam	Reading/Listening - the exam will be set out exactly as their notes are in their booklet., beginning with simple one word answers, matching pictures to words, gradually getting more difficult such as full passages and 8-10 question on each. Speaking exam – The speaking exam will consist of 2 role-plays and an oral exam. The role-plays and the oral will be based on the topic holidays. The oral will consist of their own personal answers to the relevant questions in their booklets on holidays, and should last around 3 mins. Writing Exam - Students will write one piece about their holidays (100-120 words), using as much of the content as possible.
What useful revision tips are there for the exam?	Reading; Don't just blandly read over your notes in the booklet. Read over them and try to translate everything word for word. Ask yourself questions as you go; What does this mean? Why is that there? Use quizlet.com to look over vocab. Listening; Listen to any listening tracks that you have. While practising your reading skills, try to pronounce the words as you go and think of the sounds in Irish. They are in your notes. Speaking; Make sure what you are trying to say is the truth, as close to it as possible. Make sure you understand, word for word, everything (at least 90%) that you are trying to say. When learning it off, DON'T just read over your answers. Ask yourself the question, eg. Where did you go?, and answer it in your head, thinking of both the English and Irish version. Writing You will have to answer 5 bullet points, around 20-25 words each. Make sure that you add as much info as possible about each and your spelling is as accurate as possible.
What are some of the typical mistakes students make in this exam?	Using the wrong study technique. Do not write things out again and again, this does not work. To practice for anything, you need to replicate the actual event and skills that you are being tested on. To practice speaking for example, don't read words from a page, think of what you want to say and say it.
Which revision websites or books should I use?	Quizlet.com Irish notebook



<p>What is the teacher looking for when marking this exam?</p>	<p>Accuracy of answers in both the reading and listening. In the oral you will get marks for every single thing that you say so don't be afraid to make mistakes. You do not get marked down for making mistakes, you get marked up for speaking.</p>
--	---



SUBJECT	Mathematics 10BD B Quinn and 10CMS K Caulfield
PAPER TITLE	Year 10 Winter Exam (Calculator)
LENGTH OF EXAM	50 minutes

What topics are assessed in the exam?	<p>Straight line graphs</p> <ul style="list-style-type: none">● Plotting straight line graphs● Horizontal and vertical lines● Gradient of a line● Intercept of straight line graph● Equation of a straight line $y=mx+c$ <p>Sequences</p> <ul style="list-style-type: none">● Basic sequences and number patterns● The general/nth term of a sequence● Sequences in context● Graphs of sequences <p>Statistics</p> <ul style="list-style-type: none">● Types of data, sources and collecting data● Questionnaires and surveys● Frequency tables● Pie charts● Frequency diagrams● Mean, mode, median and range from a list of data● Mean from a frequency table● Mean from grouped frequency table● Stem and leaf diagram <p>Algebra</p> <ul style="list-style-type: none">● Expanding two brackets (FOIL)● Introduction to inequalities● Inequalities on a number line● Solving inequalities (single and double)
An example of a question that could appear on the exam	Questions will be similar to the consolidation exercise questions at the end of each chapter in the textbook. These exercises would be good revision practice.
What useful revision tips are there for the exam?	<ul style="list-style-type: none">● Read questions carefully● Show working out neatly and clearly● Use pencil and a ruler for diagrams and charts● Bring correct equipment; pen, pencil, ruler, protractor, compass and calculator
What are some of the typical mistakes students make in this exam?	<ul style="list-style-type: none">● Not showing working● Writing money to 2 decimal places● 5^2 means 5×5 not 5×2● Be careful when working with negative numbers



Which revision websites or books should I use?	www.mymaths.co.uk BBC Bitesize Mathematics notebook Exam revision booklets
What is the teacher looking for when marking this exam?	Clear workings and correct answers. Clearly labelled and drawn diagrams.



SUBJECT	Mathematics 10BD Mrs Kelly 2024
PAPER TITLE	Year 10 Winter Exam (Calculator)
LENGTH OF EXAM	50 minutes

What topics are assessed in the exam?	<p>Straight line graphs</p> <ul style="list-style-type: none">● Plotting straight line graphs● Horizontal and vertical lines● Gradient of a line● Intercept of straight line graph● Equation of a straight line $y=mx+c$ <p>Sequences</p> <ul style="list-style-type: none">● Basic sequences and number patterns● The general/nth term of a sequence <p>Statistics</p> <ul style="list-style-type: none">● Types of data, sources and collecting data● Questionnaires and surveys● Frequency tables● Pie charts● Frequency diagrams● Mean, mode, median and range from a list of data● Mean from a frequency table (not grouped)● Stem and leaf diagrams <p>Algebra</p> <ul style="list-style-type: none">● Expanding double brackets (FOIL)● Introduction to inequalities● Inequalities on a number line
An example of a question that could appear on the exam	Questions will be similar to the consolidation exercise questions at the end of each chapter in the textbook. These exercises would be good revision practice.
What useful revision tips are there for the exam?	<ul style="list-style-type: none">● Read questions carefully● Show working out neatly and clearly● Use pencil and a ruler for diagrams and charts● Bring correct equipment; pen, pencil, ruler, protractor, compass and calculator
What are some of the typical mistakes students make in this exam?	<ul style="list-style-type: none">● Not showing working● 5^2 means 5×5 not 5×2● Be careful when working with negative numbers



Which revision websites or books should I use?	www.mymaths.co.uk BBC Bitesize Mathematics notebook Exam revision booklets
What is the teacher looking for when marking this exam?	Clear workings and correct answers. Clearly labelled and drawn diagrams. Show all construction lines.



SUBJECT	Mathematics 10CMS B Quinn
PAPER TITLE	Year 10 Winter Exam (Calculator)
LENGTH OF EXAM	50 minutes

What topics are assessed in the exam?	<p>Straight line graphs</p> <ul style="list-style-type: none">• Completing a table of values• Plotting straight line graph• Horizontal and vertical lines <p>Sequences</p> <ul style="list-style-type: none">• Sequences and pattern• Term-to-term rule• Generating sequences <p>Statistics</p> <ul style="list-style-type: none">• Types of data, sources and collecting data• Questionnaires and surveys• Frequency tables• Pie charts• Frequency diagrams• Mean, mode, median and range from a list of data• Stem and leaf diagrams <p>Algebra</p> <ul style="list-style-type: none">• Collecting like terms• Expanding brackets• Substitution
An example of a question that could appear on the exam	Questions will be similar to the consolidation exercise questions at the end of each chapter in the textbook. These exercises would be good revision practice.
What useful revision tips are there for the exam?	<ul style="list-style-type: none">• Read questions carefully• Show working out neatly and clearly• Use pencil and a ruler for diagrams and charts• Bring correct equipment; pen, pencil, ruler, protractor, compass and calculator
What are some of the typical mistakes students make in this exam?	<ul style="list-style-type: none">• Not showing working• 5^2 means 5×5 not 5×2• Be careful when working with negative numbers
Which revision websites or books should I use?	www.mymaths.co.uk BBC Bitesize Mathematics notebook Exam revision booklets



What is the teacher looking for when marking this exam?	Clear workings and correct answers. Clearly labelled and drawn diagrams.
---	---



SUBJECT	Mathematics 10BD I Mathieu/J Mills
PAPER TITLE	Year 10 Winter Exam (Calculator)
LENGTH OF EXAM	50 minutes

What topics are assessed in the exam?	<p>Straight line graphs</p> <ul style="list-style-type: none">● Plotting straight line graphs● Horizontal and vertical lines● Gradient of a line● Intercept of straight line graph <p>Sequences</p> <ul style="list-style-type: none">● Basic sequences and number patterns● The general/nth term of a sequence <p>Statistics</p> <ul style="list-style-type: none">● Types of data, sources and collecting data● Questionnaires and surveys● Frequency tables● Pie charts● Frequency diagrams● Mean, mode, median and range from a list of data● Mean from a frequency table (not grouped)● Stem and leaf diagrams● Scatter graphs <p>Algebra</p> <ul style="list-style-type: none">● Directed numbers● Substitution● Expanding brackets● Introduction to inequalities● Inequalities on a number line
An example of a question that could appear on the exam	Questions will be similar to the consolidation exercise questions at the end of each chapter in the textbook. These exercises would be good revision practice.
What useful revision tips are there for the exam?	<ul style="list-style-type: none">● Read questions carefully● Show working out neatly and clearly● Use pencil and a ruler for diagrams and charts● Bring correct equipment; pen, pencil, ruler, protractor, compass and calculator
What are some of the typical mistakes students make in this exam?	<ul style="list-style-type: none">● Not showing working● 5^2 means 5×5 not 5×2● Be careful when working with negative numbers



Which revision websites or books should I use?	www.mymaths.co.uk BBC Bitesize Mathematics notebook Exam revision booklets
What is the teacher looking for when marking this exam?	Clear workings and correct answers. Clearly labelled and drawn diagrams.



SUBJECT	Music - Ria Maguire 10B
PAPER TITLE	Winter Exam
LENGTH OF EXAM	45 minutes

What topics are assessed in the exam?	<ul style="list-style-type: none">• Film Music• Musical instruments• Sections of the orchestra• Musical notes, symbols and values• Musical notes on the stave – FACE EGBDF• Elements – terms and meanings
An example of a question that could appear on the exam	<ul style="list-style-type: none">• Name the composer of this piece of Film Music• Which musical features helped to identify your composer?• What is the mood of this piece?• Identify the instrument/section of the orchestra playing the main melody• Name some other films this composer has worked on • Draw two Cs on the stave below• What is the duration of this note?• What genre can you hear being played? Choose from the box above.• Describe the dynamics of this excerpt • Choose one of the terms above to describe the musical texture of this piece. Why have you chosen this term - describe what you can hear.
What useful revision tips are there for the exam?	<ul style="list-style-type: none">• Start revision <i>at least two weeks before exam</i>• Use theory workbook to revisit concepts learned in Y8 and Y9• Listen to any type of music – try to identify instruments/dynamics/tempo/texture etc• Listen to film music by the composers you studied in class - all pieces are in your workbooks• Ask for help in class if you need it
What are some of the typical mistakes students make in this exam?	<ul style="list-style-type: none">• Getting composers names mixed up• Not reading the question properly• Not planning answers in your head before starting to write them• Rushing through to get finished instead of managing time effectively• Not spending enough time revising Y8 and Y9 learning
Which revision websites or books should I use?	<ul style="list-style-type: none">• Film Music booklet• KS3 Music Theory booklet• BBC bitesize• www.educationquizzes.com/ks3/music/



	<ul style="list-style-type: none">• www.lso.co.uk – London Symphony Orchestra
What is the teacher looking for when marking this exam?	<ul style="list-style-type: none">• Evidence of revision from <u>all</u> lessons and other KS3 theory• Understanding of all learning intentions• Understanding and correct application of musical terminology• Listening skills• Exam technique - do not leave any blank spaces - always guess if you're really not sure• Time management - do not rush through the exam without reading questions thoroughly• Preparation and organisation - have your pencil case with you with pens, pencils, a rubber and sharpener.



SUBJECT	Music - Orla Fitzpatrick 10C, 10D, 10M & 10S
PAPER TITLE	Music Winter Exam
LENGTH OF EXAM	45 minutes

What topics are assessed in the exam?	<ul style="list-style-type: none">● Film Music● What makes a good song?● Musical notes on the stave – FACE EGBDF● Musical notes, symbols and values● Elements – terms and meanings
An example of a question that could appear on the exam	<ul style="list-style-type: none">● You will get asked to draw and/or identify notes on a stave● You will be played pieces of music and will have to answer questions on instrumentation, the elements, genre (for example, dynamics, tempo etc.)● You will be played film music and will have to identify the composer● You will get asked about the characteristics and names of films of each composer you studied in class● You will get asked about the songs you have studied in class this year.
What useful revision tips are there for the exam?	<ul style="list-style-type: none">● Music Notes in books/ revision lists and materials● Listen to any type of music – try to identify instruments/ dynamics/ tempo/ duration/ texture etc● Listen to film music by the composers you studied in class● Listen to the songs you studied in class● Ask for help if you need it
What are some of the typical mistakes students make in this exam?	<ul style="list-style-type: none">● Not knowing the difference between the note values/symbols● Getting composers names mixed up● Not reading the question properly● Leaving questions blank
Which revision websites or books should I use?	<ul style="list-style-type: none">● BBC bitesize● www.educationquizzes.com/ks3/music/● www.lso.co.uk – London Symphony Orchestra
What is the teacher looking for when marking this exam?	<ul style="list-style-type: none">● Full answers● Understanding musical terminology● Evidence of revision● Listening skills



SUBJECT	Science
PAPER TITLE	End of Topic Test
LENGTH OF EXAM	30-40 mins

What topics are assessed in the exam?	Please see your checklist (What I should know:) for your current topic at the front of your homework booklet.
An example of a question that could appear on the exam	You will find examples in your homework question booklet
What useful revision tips are there for the exam?	<ul style="list-style-type: none">● Read through the checklist● Read your notes and learn● Revise a little over a few nights is better than spending one night revising for a long period.
What are some of the typical mistakes students make in this exam?	Not reading the question properly
Which revision websites or books should I use?	BBC KS3 science bitesize https://www.bbc.co.uk/bitesize/subjects/zng4d2p
What is the teacher looking for when marking this exam?	<ul style="list-style-type: none">● Don't write in full sentences● Take note of the marks and write appropriate number of points for each mark eg 2 marks = write 2 points● Draw graphs in pencil and full label axis



SUBJECT	Year 10 Spanish exam Nov/Dec 2024
PAPER TITLE	Mira 2, chapter 2 Diviértete
LENGTH OF EXAM	The exam will be in class time. Your teacher will tell you the dates. The listening, reading and writing tests will last approx. 1 hour 30 mins. The speaking test will last a few minutes.

What topics are assessed in the exam?	Chapter 2, Mira 2: TV programmes and likes/dislikes, films and likes/dislikes and comparing one film to another, making arrangements to go out, the time, problems and solutions (see pages 40-41 as a summary page). Your teacher will tell you if anything is not being covered in the chapter.
An example of a question that could appear on the exam	Listening exam: listen out for the time and the excuse, true or false activities, write short answers in English. Reading exam: read short and longer texts in Spanish and select information, answer in English and Spanish. Writing and Speaking exam: write/say whether you prefer films or TV, what you like doing at the weekend and why, what you are going to do next weekend. Your teacher will give you guidance in advance of the questions that will be asked. In class you will get a prep/revision sheet with the questions to prepare answers for.
What useful revision tips are there for the exam?	Use quizlet.com to learn the vocabulary for the listening and reading exams. Do a search for: Ms Susay Mira 2 chapter 2. Use also www.blooket.com . Your teacher will give you a link. Make flashcards of the words in Spanish and English. Start revising well in advance of the exam! Practise by recording yourself on your phone. Practise writing out from memory what you intend to write.
What are some of the typical mistakes students make in this exam?	Spelling! Try to aim to be as accurate as possible! Don't leave out verbs in a sentence! Try and stretch yourself by adding in more linking words and opinions. Your teacher will give you these. Don't leave it to the last minute to revise! Start as soon as possible and go over it again and again.
Which revision websites or books should I use?	Use quizlet.com to learn the vocabulary for the listening and reading exams. Use www.blooket.com .
What is the teacher looking for when marking this exam?	Full answers in the writing exam, usually with verbs. Good spelling and accuracy. Good communication and pronunciation in the speaking exam and good accuracy. Evidence that you have tried to stretch yourself to say/write longer sentences with opinions and reasons and descriptions. Use the handout called: year 10 extension.



SUBJECT	YR 10 Technology and Design
LENGTH OF EXAM	The exam will last 50min with 10 min to revise and get yourself org.

Equipment needed for the exam.	<ul style="list-style-type: none">● Pen to write with● Colour pencils to render● 300mm Ruler● Rubber <p>You will not be able to borrow any equipment from others in the classroom when the exam starts.</p>
What topics are assessed in the exam?	<ul style="list-style-type: none">● Health and Safety● Tools● Materials ● Understand the two views that you drew for the designs of the bird box (front view and side view)
An example of a question that could appear on the exam	<p>What are the three main categories of materials? What the main groups of wood, and their properties Give examples of all the different types/groups of materials Name the different tools and their uses?</p>
What useful revision tips are there for the exam?	<p>Look over the tool's sheets look over the questions that you answered on the materials worksheets, done in class and at home.</p>
What are some of the typical mistakes students make in this exam?	<p>I am looking for detailed answers and not just a one worded answer. I will be looking for good use of the ruler and colour pencils.</p>
Which revision websites or books should I use?	<p>All the information that you will need is in your book or on Google Classroom.</p>

Revision timetable Week 1

Name _____

Class _____



Time	Monday	Tuesday	Wednesday	Thursday	Friday
4pm					
5pm					
6pm					
7pm					
8pm					
9pm					

Time	Saturday	Sunday
9am		
10am		
11am		
Noon		
1pm		
2pm		
3pm		
4pm		
5pm		
6pm		
7pm		
8pm		
9pm		

Revision timetable Week 2

Name _____

Class _____



Time	Monday	Tuesday	Wednesday	Thursday	Friday
4pm					
5pm					
6pm					
7pm					
8pm					
9pm					

Time	Saturday	Sunday
9am		
10am		
11am		
Noon		
1pm		
2pm		
3pm		
4pm		
5pm		
6pm		
7pm		
8pm		
9pm		