



Shimna Integrated College



Summer Exams 2026

Year 10

Preparation Pack



Revision Hints and Tips

HARD WORK AND
DETERMINATION
WILL GET YOU
WHERE YOU WANT
TO GO.

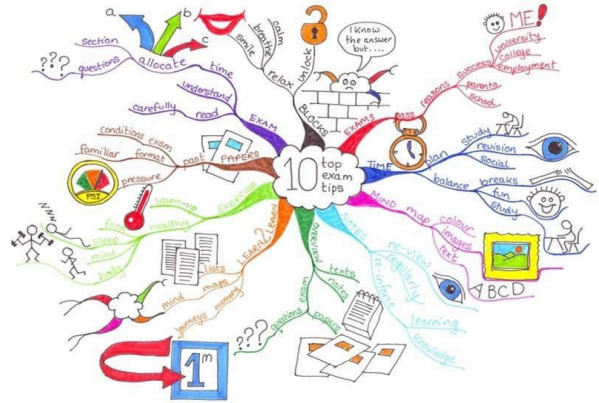
CLASSY CAREER GIRL.COM

Revision tips

- Start your revision in good time
- Plan a revision timetable
- Highlight homework deadlines and exam dates and times
- Plan 30 minute or maximum of one hour slots for each subject
- Revise specific topics in a subject, not the whole subject
- Cover areas from each subject several times
- Only revise a couple of topics per evening
- Leave some time to relax

Try some of these to see which work best for you

- Online resources
- Flashcards
- Mind maps
- Record information and listen back
- Post it notes
- Time lines
- Use colour to write or highlight key words and ideas in your notes
- Work with a friend to help and test each other
- Revision booklets
- Music in the background can help
- **Put mobile phones away!** Don't waste time on social media

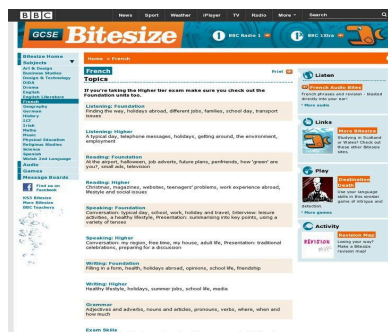



Being prepared for the exam

- You'll need a couple of pens, a sharpened pencil, a rubber, a ruler and protractor
- You might want to wear a watch in the exam

Tackling the exam

- Read each question carefully
- Check how many marks are available for each question. Don't write too much or too little.
- Answer the question – don't just repeat the question or write something irrelevant
- Check information in graphs and tables. Have you read it correctly?
- Check all calculations
- Check spelling. Write the answer even if you're not sure of the spelling as you may get a mark
- Write your answer if you feel confident. If not, go onto the next question. Don't spend time on questions you're unsure of until you've gone through the paper once.
- Make sure you have enough time left to tackle the questions which are worth a high number of marks, but which may be at the end of the paper.





SUBJECT	Art
PAPER TITLE	COLOURED PENCIL STUDY
LENGTH OF EXAM	1 Hour

What topics are assessed in the exam?	Students will complete a COLOURED PENCIL STUDY of a natural object for their exam.
An example of a question that could appear on the exam	The exam is a 1 hour practical exam. It will take place in normal class time with the class teacher. Students will NOT have a written exam.
What useful revision tips are there for the exam?	Use the examples in your sketchbook to practise.
What are some of the typical mistakes students make in this exam?	Starting to draw too far up the page resulting in poor composition. Starting to draw too small which makes shading and detail more difficult. Leaning too heavily on the pencil to begin with which makes it difficult to make adjustments to the drawing regarding measurements and proportions. Adding a heavy outline all the way around which flattens the form into a shape.
Which revision websites or books should I use?	Youtube Your own sketchbook
What is the teacher looking for when marking this exam?	Accurate measurements and good proportions. A good sized drawing which fills the page (good composition). Well observed details. Accurate colour and good blending. No heavy outline all the way around. Good observation of light and dark (tonal range). Neat work.



SUBJECT	Drama
Practical Exam	Duologue
LENGTH OF EXAM	5 minutes per pair

What topics are assessed in the exam?	Students will deliver a 5-minute duologue based on a given script. As this is a practical, the assessment will be taking place in normal class time.
An example of a question that could appear on the exam	The exam is a practical exam. Students will not sit a written exam.
What useful revision tips are there for the exam?	<ul style="list-style-type: none">● Practice your duologue as much as you can. Record yourself delivering the duologue. It is always good to see and hear what it will look and sound like.
What are some of the typical mistakes students make in this exam?	<ul style="list-style-type: none">● It is really important that you deliver your duologue to the audience. Lift your head and connect with the audience. Use what you have discovered during class in relation to the style of melodrama last term to develop your acting style.
Which revision websites or books should I use?	<ul style="list-style-type: none">● Read through your Drama booklet to help you with learning your lines and familiarising yourself with the script.
What is the teacher looking for when marking this exam?	<ul style="list-style-type: none">● Connection with audience.● Well prepared duologue.● A focus on exaggeration as your style.



SUBJECT	English
PAPER TITLE	Summer Exam
LENGTH OF EXAM	One hour, thirty minutes

What topics are assessed in the exam?	Section A: Writing for audience and purpose Section B: Reading non-fiction texts
An example of a question that could appear on the exam	Section A: Write a speech for your classmates in which you argue for or against a particular topic. Section B: How does the writer use language, punctuation and a range of sentence types to express her attitude towards a particular topic? Use the PEE structure in your answer.
What useful revision tips are there for the exam?	Read your revision guide, do the practice questions and papers your English teacher will give you.
What are some of the typical mistakes students make in this exam?	<ul style="list-style-type: none">● Not answering questions in full sentences.● Not doing what the question asks.● Not writing in enough detail. Look carefully at the questions that have more marks and write more in response to them!● Not using a PEE response in the questions that have more marks.● Not planning for the writing section.● Not taking paragraphs for each new person, place, topic, etc.
Which revision websites or books should I use?	The English department's Revision Guide.
What is the teacher looking for when marking this exam?	Detailed answers to questions in the reading section, supported by evidence from the text (quotations). Personal writing should be planned and structured using paragraphs. The writing should be engaging and the student should aim to employ a range of language devices and interesting vocabulary.



SUBJECT	French
PAPER TITLE	Summer Exam 2026 - Music and concerts
LENGTH OF EXAM	One hour

What topics are assessed in the exam?	<p>Module 3 of your Dynamo 3 textbook - music and concerts.</p> <p style="text-align: center;"><u>Ms Clarke's class (10bs):</u></p> <p>The writing examination will be based on the topic of music. <u>You will be asked to write in detail about a concert you went to last year.</u> You have already practised this in class with Ms Clarke.</p> <p>You should aim to write 200 words in French. Here are some points you should mention:</p> <ul style="list-style-type: none">- say when you went you went and with whom- say which artist(s) you saw and an opinion- say what you did at the concert- say something you didn't do- say what you ate/drank and an opinion- use the future tense to talk about a concert you are going to go to next year & add an opinion in the future tense- ask a question <p style="text-align: center;"><u>Ms McGreevy's classes (10B and 10D):</u></p> <p>The writing examination will be based on the topic of music. <u>You will be asked to write about your music preferences and a concert you have been to.</u> You will practise this in class.</p> <p>You should aim to write 200 words in French. Here are some points you should mention:</p> <ul style="list-style-type: none">- what sort of music do you like/dislike and why?- how often you listen to music and how it makes you feel- describing your favourite song / singer / band with opinions and reasons- saying if you play an instrument or what you are going to learn to play- describing a recent trip to a concert (e.g. when, with whom, what you did at the concert and an opinion) <p><i>Remember to include reasons and opinions in your answers.</i> <i>Include the past and future tenses.</i> <i>Use linking words and time references. Add extra details where possible.</i></p>
What useful revision tips are there for the exam?	<p>Start learning and revising your vocabulary as soon as possible. Learn your spellings. Prepare your writing work well beforehand and practise it thoroughly. Try to provide more than the bare minimum of information. Use linking words <i>et/mais/ou/parce que</i> to form more complex sentences. Make and use flashcards (or electronic flashcards).</p>



What are some of the typical mistakes students make in this exam?	Sometimes students <i>think</i> they have prepared their writing work because they can remember it when they have their notes in front of them, but really you should test yourself <i>under exam conditions</i> . Then check your work against your class notes and see if you have made any mistakes. Some students lose marks because they have not written enough.
Which revision websites or books should I use?	Use your class notes and preparation work you have completed to revise for your summer writing examination. Useful vocabulary can be found on the following pages in your textbook: - Dynamo 3 pages 76 & 77 (end of chapter vocabulary list). Other resources All the vocab for the module is on www.quizlet.com Register for an account and then use the following link to practise the vocab. https://quizlet.com/gb/686972466/dynamo-3-module-3-flash-cards/



SUBJECT	German: Summer 2026 (YEAR 10)
PAPER TITLE	Echo 2, chapter 2: Writing exam – Einkaufen und Essen
LENGTH OF EXAM	Writing exam (1hr)

What topics are assessed in the exam?	Topics: food and drink, pocket money, shopping The vocabulary you need can be found on p. 40-41 of the textbook.
An example of a question that could appear on the exam	For the writing exam: You will be given a prep/revision sheet on this in class to practise. In the test you will need to answer the following questions. You will need to write about 30-35 words per question in German. You will need to use connectives, intensifiers, a variety of vocabulary, and give opinions and reasons. Your teacher will give you sheets to help you with this. <ol style="list-style-type: none">1. Do you get pocket money? (present tense)2. What do you spend your money on? (present tense)3. What did you buy last week when you went shopping? (past tense)4. What did your friend eat and drink when you went shopping? (past tense) Give opinions.5. Which shops did you go into? What did you buy there? (past tense)6. What did your friend buy?
What useful revision tips are there for the exam?	Use quizlet.com and blookey.com. Your teacher will give you a link. Make flashcards of the words/sentences in German and English. Start revising well in advance of the exam! Practise writing out from memory what you intend to write.



<p>What are some of the typical mistakes students make in this exam?</p>	<p>Spelling! Try to aim to be as accurate as possible! Watch your word order.</p> <p>Don't leave out verbs in a sentence!</p> <p>Try and stretch yourself by adding in more linking words and opinions. Your teacher will give you these.</p> <p>Don't leave it to the last minute to revise! Start as soon as possible and go over it again and again.</p>
<p>Which revision websites or books should I use?</p>	<p>quizlet.com is useful for making your own electronic flashcards. Use blooklet.com.</p> <p>duolingo.com does not follow our course, but many students find it a stimulating and interesting addition to the work we do in class.</p>
<p>What is the teacher looking for when marking this exam?</p>	<p>Full answers in the writing exam with the correct verbs used in the correct tense and form.</p> <p>Good spelling and accuracy. Good word order and grammar.</p> <p>Evidence that you have tried to stretch yourself to say/write longer sentences with opinions and reasons and descriptions.</p>



SUBJECT	Geography
PAPER TITLE	Threatened Fragile Ecosystems
LENGTH OF EXAM	1 hour

What topics are assessed in the exam?	Links in an ecosystem, food chain, producer, herbivore, decomposer, carnivore, omnivore, climate graphs. Distribution of tropical rainforests, why they are hot and wet, layers in the rainforest, deforestation.
An example of a question that could appear on the exam	Describing a climate and the distribution of a climate.
What useful revision tips are there for the exam?	The first part of the paper will test your knowledge of key terms and links within an ecosystem. Part 2 is focused on the tropical rainforest biome.
What are some of the typical mistakes students make in this exam?	Not making enough use of the resources provided. Not making good use of the time to write detailed answers.
Which revision websites or books should I use?	https://www.bbc.co.uk/bitesize/topics/zxhhvcw/articles/zjh4r2p#z2sfp4j https://www.bbc.co.uk/bitesize/guides/zwh9j6f/revision/6 https://www.bbc.co.uk/bitesize/articles/zppthcw#z6mmbk https://www.bbc.co.uk/bitesize/topics/ztgw2hv/articles/zhh6trd#zqwwjsg https://www.bbc.co.uk/bitesize/guides/zbtj4xs/revision/4 https://www.bbc.co.uk/bitesize/guides/zpbfqty/revision/1
What is the teacher looking for when marking this exam?	Your ability to make good use of the resources provided and write in sufficient detail.



SUBJECT	History
PAPER TITLE	History Summer exam
LENGTH OF EXAM	1 hour

What topics are assessed in the exam?	<p>World War I</p> <ul style="list-style-type: none"> • LONG and SHORT term causes of WWI • The assassination of Franz Ferdinand • Steps to war • Recruitment – why did men join the war? • Life in the Trenches • Weapons – what weapons were used and how did weapons change? • Casualties of war – what was the cost of WWI? • The end of the war <p>Legacy of World War I</p> <ul style="list-style-type: none"> • The Treaty of Versailles - the Big Three <ul style="list-style-type: none"> - aims of each country - outcome • Developments in weapons • Debate - should the USA have used the atomic bomb? • Different political systems - DEMOCRACY vs DICTATORSHIP • Home Rule - Nationalist and Unionist views <p>Key source words – biased useful, primary, secondary</p>
An example of a question that could appear on the exam	<p>Section A: Multiple choice one word-answer questions</p> <p>Section B: Factual recall one sentence answer questions</p> <p>Section C: Source style questions (e.g. usefulness, reliability, what this source tells us etc)</p> <p>Section D: Extended paragraph explanation questions (e.g. Explain how the Home Rule Bill was finally passed)</p>
What useful revision tips are there for the exam?	<p>Revise all class and homework tasks, as all are included in the exam.</p> <p>Don't just read over your notes, but rewrite or record an abbreviated version of your notes.</p> <p>Highlighting key words, names, dates and events.</p> <p>Remember point, evidence and explain.</p> <p>Remember CADO for sources.</p>
What are some of the typical mistakes students make in this exam?	<p>Obvious student mistakes include not reading the sources and the question carefully enough and not answering the question in full detail, if the question states 3 marks then 3 points need to be written down.</p> <p>Be careful with timing so that each section is answered.</p> <p>In the multiple choice questions only use each answer provided ONCE.</p>
Which revision websites or books should I use?	<p>Your class booklet.</p> <p>(support revision notes can be requested from the teacher if you have missing notes)</p>



	<p>BBC Bitesize:</p> <p>Treaty of Versailles & League of Nations https://www.bbc.co.uk/bitesize/guides/zbg4t39/revision/1</p> <p>Atomic bomb https://www.bbc.co.uk/bitesize/guides/z3h9mnb/revision/5</p> <p>Democracy https://www.bbc.co.uk/teach/class-clips-video/articles/zj9q7nb</p>
What is the teacher looking for when marking this exam?	Attention to detail and correct use and understanding of historical terms and events. For the student to have attempted all the questions.



SUBJECT	Irish
PAPER TITLE	An Scoil - School
LENGTH OF EXAM	Reading and Listening During Exam Week Oral and Writing Thursday 22nd May.

What topics are assessed in the exam?	An Scoil - School
An example of a question that could appear on the exam	<p>Reading /Listening exam: The reading/listening exams will be exactly the same as the exercises in their booklets. They will have singular words and phrases and finally longer passages in Irish and they have to write them in English or answer questions based on them in English.</p> <p>Writing Exam: Again the writing exam will be exactly the same as the writing exercises in their booklets. They will be expected to write singular words (rooms, adjectives, etc.) and phrases (opinions, reasons etc.) in Irish and they will also be expected to write a longer piece (100-120 words) about their house.</p> <p>Speaking Exam- They are expected to answer questions about their house, just like they have learned in the booklet. The more they say, opinions/reasons etc. the more marks they will get.</p>
What useful revision tips are there for the exam?	<p>Reading; Don't just blandly read over your notes in the booklet. Read over them and try to translate everything word for word. Ask yourself questions as you go; What does this mean? Why is that there? Use quizlet.com to look over vocab.</p> <p>Listening; Listen to any listening tracks that you have. While practising your reading skills, try to pronounce the words as you go and think of the sounds in Irish. They are in your notes.</p> <p>Speaking; Make sure what you are trying to say is the truth, as close to it as possible. Make sure you understand, word for word, everything (at least 90%) that you are trying to say. When learning it off, DON'T just read over your answers. Ask yourself the question, eg. Where did you go?, and answer it in your head, thinking of both the English and Irish version.</p> <p>Writing; do all of the above but think of the spelling at the same time, especially when you are pronouncing words. You should also look over your notes on the sounds of Irish.</p>
What are some of the typical mistakes students make in this exam?	Using the wrong study technique. Do not write things out again and again, this does not work. To practice for anything, you need to replicate the actual event and skills that you are being tested on. To practice speaking for example, don't read words from a page, think of what you want to say and say it. While doing this you could also think of the spelling as you go which would practise writing also.



Which revision websites or books should I use?	Quizlet.com Irish notebook
What is the teacher looking for when marking this exam?	Writing exam: try to spell the words as well as possible. Please write as much as possible even if you are unsure of the spelling!! You will get more marks for a word spelt wrongly than a word you haven't tried to write at all Reading / Listening exam: The correct answers Speaking Exam; The more you say the better, simple as that.



SUBJECT	Mathematics 10CMS Higher Miss Conn 10BD Higher J Mills 10CMS K Caulfield
PAPER TITLE	Summer Exam
LENGTH OF EXAM	1 hour 15 minutes

What topics are assessed in the exam?	<p>Straight Line Graphs</p> <ul style="list-style-type: none">● Plotting● Gradient and y-intercept● Equation of a straight line $y=mx+c$ <p>Sequences</p> <ul style="list-style-type: none">● Generating sequences● Nth term● Sequences in context <p>Statistics</p> <ul style="list-style-type: none">● Frequency tables● Questionnaires and surveys● Pie charts● Mean/mode/median/range● Mean from a frequency table● Stem and leaf diagrams <p>Algebra 1</p> <ul style="list-style-type: none">● Expanding brackets FOIL● Drawing inequalities● Solving inequalities <p>Pythagoras' Theorem</p> <p>Real life graphs</p> <p>Transformations</p> <ul style="list-style-type: none">● Symmetry● Reflections● Rotations● Translations● Enlargements <p>Percentages</p> <ul style="list-style-type: none">● Calculating percentages● Compound interest / depreciation● Reverse percentages <p>Algebra 2</p> <ul style="list-style-type: none">● Solving algebraic equations● Trial and Improvement● Factorising <p>Volume and Surface Area</p> <ul style="list-style-type: none">● Cubes/cuboids● Prisms● Cones/Spheres <p>Bearings</p> <p>Cumulative Frequency</p> <p>Simultaneous Equations</p> <p>Trigonometry - SOHCAHTOA</p>
---------------------------------------	---



An example of a question that could appear on the exam	Questions will be similar to the exercises completed in class, class tests and in the revision booklets.
What useful revision tips are there for the exam?	<ul style="list-style-type: none">● Read questions carefully● Show working out neatly and clearly● Use pencil and a ruler for diagrams and charts● Bring correct equipment; pen, pencil, ruler, protractor, compass and calculator
What are some of the typical mistakes students make in this exam?	<ul style="list-style-type: none">● Not showing working● Writing money to 2 decimal places● 5^2 means 5×5 not 5×2● Be careful when working with negative numbers
Which revision websites or books should I use?	www.mymaths.co.uk BBC Bitesize Mathematics notebook Exam revision booklets https://corbettmaths.com/contents/
What is the teacher looking for when marking this exam?	Clear working out and correct answers Clearly labelled and drawn diagrams Formula you may have used as part of your working out



SUBJECT	Mathematics 10CMS B Quinn 10BD I Mathieu
PAPER TITLE	Summer Exam
LENGTH OF EXAM	1 hour 15 min exam

What topics are assessed in the exam?	<ol style="list-style-type: none">1. Straight Line Graphs<ul style="list-style-type: none">· Completing a table of values· Plotting a straight line graph· Horizontal and vertical lines2. Sequences<ul style="list-style-type: none">· Sequences and pattern· Term-to-term rule· Generating sequences3. Statistics<ul style="list-style-type: none">· Designing a survey· Frequency tables· Pie charts· Mean/mode/median and range from a list· Stem and leaf diagrams4. Algebra 1<ul style="list-style-type: none">· Collecting like terms· Expanding brackets· Substitution5. Pythagoras' Theorem<ul style="list-style-type: none">· Introduction· Finding the hypotenuse6. Real life graphs<ul style="list-style-type: none">· Plotting and interpreting real life graphs7. Transformations<ul style="list-style-type: none">· Line symmetry· Rotational symmetry· Reflection· Rotation· Translation· Enlargement· Centre of enlargement8. Percentages<ul style="list-style-type: none">· Finding a percentage of an amount (calc and non calc)· Percentage increase and decrease9. Algebra 2<ul style="list-style-type: none">· Solving simple linear equations· Forming and solving equations10. Measures<ul style="list-style-type: none">· Metric units· Converting between metric units· Area of a triangle, parallelogram and trapezium· Area of simple compound shapes11. Ratio<ul style="list-style-type: none">· Writing and simplifying ratios· Dividing ratios12. Shape and Angles
---------------------------------------	---



	<ul style="list-style-type: none">· Angles on a straight line and around a point· Properties of triangles· Angles in triangles· Properties of quadrilaterals· Angles in quadrilaterals· Names of polygons <p>13. 3D Shapes and Volume</p> <ul style="list-style-type: none">· Names of 3D shapes· Nets of 3D shapes· Volume of a cube/cuboid <p>14. Probability</p> <ul style="list-style-type: none">· Probability scale· Writing probabilities· Sample space diagrams· Experimental probability
An example of a question that could appear on the exam	Questions will be similar to the exercises completed in class, class tests and in the revision booklets. Calculate $\frac{2}{3}$ of £24.00 ?
What useful revision tips are there for the exam?	<ul style="list-style-type: none">● Read questions carefully● Show working out neatly and clearly● Use pencil and a ruler for diagrams and charts● Bring correct equipment; pen, pencil, ruler, protractor and calculator
What are some of the typical mistakes students make in this exam?	<ul style="list-style-type: none">● Not showing working● Writing money to 2 decimal places● 5^2 means 5×5 not 5×2● 1 is not a prime number
Which revision websites or books should I use?	www.mymaths.co.uk BBC Bitesize Mathematics notebook Exam revision booklets
What is the teacher looking for when marking this exam?	Clear workings and correct answers. Clearly labelled and drawn diagrams.



SUBJECT	Music
There is NO Year 10 Summer exam. Instead, students will complete a project during class time and at home in May. Projects will be completed individually.	

Project Title	Music in the 20 th / 21 st Century All students have been given a copy of the requirements.
Projects to Include:	<ul style="list-style-type: none">● Title page● Contents page● Introduction● Blues● Jazz● And then 4 other sections (student choice)● Conclusion
Useful tips	This is an excellent opportunity for you to research and tell me about the music/artists/ songs that mean something to you. Personalise it. Your work may be handwritten, or word processed, or a mixture of both. Don't be afraid to add colour and express yourself. Get ideas from exemplar projects.
Hand in date:	The hand-in dates for each class may be different. Each class has been given their specific hand-in date.



SUBJECT	Religious and Integrated Studies
PAPER TITLE	Year 10 RS Summer Exam
LENGTH OF EXAM	1 hour

What topics are assessed in the exam?	<p>1. Islam</p> <ul style="list-style-type: none">- Origins of Islam- Core beliefs (5 pillars of Islam) and symbol of Islam- Shahadah - declaration- Salah - Prayer- Zakat - Charity- Sawm - fasting- Hajj - pilgrimage to Mecca- Mosque (place of worship + features)- Muslim clothing<ul style="list-style-type: none">- Different veils- Eg., The burka debate- Dietary laws - halal vs. haram- (Birth and Marriage ceremonies in Islam) <p>2. The Early Christian Church (1st century)</p> <ul style="list-style-type: none">- The Nature of God in Christianity, e.g., the Trinity- Symbols, gifts and fruits of the Holy Spirit- Pentecost - story and symbolism- Persecution of the Early Christians,<ul style="list-style-type: none">- e.g., why the Romans disliked Christians, the first martyr, death of Peter- Secret signs and symbols of the Early Church- Timeline of church history - 1st century to now. E.g., key developments and figures.- The Modern Christian church<ul style="list-style-type: none">- Denominations - Catholicism and Protestantism- Features of a church- Comparisons to the Early Church, e.g., activities, practices and features.
An example of a question that could appear on the exam	<p><i>"It is easier to be a Christian in the 21st century."</i></p> <p>Do you agree or disagree? Give two fully developed reasons for your answer showing that you have thought about more than one point of view.</p>
What useful revision tips are there for the exam?	<ul style="list-style-type: none">● Practice using P.E.E. (point, evidence, explain)● Create flash cards of key pieces of information● Explain key concept to others (perhaps your parents) and answer their questions. Nothing aids learning like teaching.● Create tables of arguments for and against a variety of statements (given in class) to develop critical thinking skills.



What are some of the typical mistakes students make in this exam?	Students often fail to give examples when making points which costs marks. Students sometimes do not read the question carefully enough and so their answer is not on task.
Which revision websites or books should I use?	Everything you need is in your RE book – ensure that this is up to date.
What is the teacher looking for when marking this exam?	I am looking for evidence of good quality revision. I am also looking for students who can have strong opinions and can also back this up with evidence.



SUBJECT	Science
PAPER TITLE	Science
LENGTH OF EXAM	1 Hour

What topics are assessed in the exam?	<p>Biology</p> <ul style="list-style-type: none">● Organisation of multicellular organisms: from cells to tissues to organs to systems to organisms.● Organ systems in animals:<ul style="list-style-type: none">● digestive● respiratory – gas exchange oxygen for carbon dioxide in lungs● skeletal● circulatory● excretory● Reproduction in animals - birth● Food chains
	<p>Chemistry</p> <p>Materials Properties and uses of everyday materials</p> <p>Classification - solid, liquid, gas; acid, neutral, alkali; element, compound, mixture</p> <p>Periodic Table -the varying physical and chemical properties of different elements periods and groups</p> <p>Separating techniques – chromatography</p> <p>Chemical reactions</p> <p>writing word equations for chemical reactions</p> <p>combustion, thermal decomposition, oxidation, reduction, displacement, and neutralisation reactions</p> <p>Endothermic and exothermic reactions</p> <p>pH scale for measuring acidity/alkalinity; and indicators</p> <p>States of matter –change in state of water</p>



	<p>Physics</p> <p>Motion - average speed, distance-time graphs</p> <p>Energy - Renewable energy and non-renewable energy</p> <p>Forces - Forces as pushes or pulls, effects of forces, Using force arrows in diagrams, adding forces in one dimension, balanced and unbalanced forces</p> <p>Electricity - simple circuit diagram</p> <p>Magnetism - electromagnets</p> <p>Light - shadows</p> <p>Space - solar system, names of planets, orbital motion around Sun.</p> <p>Also, for those taking <u>Tier C</u> papers:</p> <p>Plant and animal cells structure and function; including cell wall, cell membrane, cytoplasm, nucleus, nuclear membrane, chromosomes vacuole, and chloroplasts</p> <p>Classification – putting organisms into group using keys and observable features</p> <p>Sound - frequency, amplitude and sound graphs</p>
An example of a question that could appear on the exam	<p>Which organ filters waste products and excess water from the blood?</p> <p>Electric wiring is made of copper coated in PVC. Explain how the properties of these materials make them suitable for this use.</p> <p>Use a distance time graph to find how far a person moved and how long they took. Calculate their average speed.</p>



<p>What useful revision tips are there for the exam?</p>	<p>Each topic workbook has a list of learning objectives. So learn those objectives and tick them off as you do. You may have studied up to 8 topics this year.</p> <p>Go over your year 10 science notebook, and also years 9 and 8.</p> <p>Go over the topic test papers you have completed, the questions in the exam will be similar.</p>
<p>What are some of the typical mistakes students make in this exam?</p>	<p>Rushing. Often you need to take a little time to work the question so that you select the right answer.</p> <p>Lack of revision. Answers that show a student has not learnt the basic facts.</p> <p>Lack of practice. You also need to practice lots of questions. You can find these in your workbooks, topic tests and your teacher may give you practice papers. Review these to find what your strengths and weaknesses are.</p>
<p>Which revision websites or books should I use?</p>	<p>BBC Bitesize KS3 Science https://www.bbc.co.uk/bitesize/subjects/zyxyvwx A great resource that covers everything.</p> <p>A Google classroom for your Science class. This may have links to YouTube videos, specific Bitesize topics and other helpful resources.</p> <p>Your Science topic tests will be invaluable as they will contain similar questions that you could be asked in your summer exam.</p>
<p>What is the teacher looking for when marking this exam?</p>	<p>Thorough knowledge of the science content – key terms, definitions, equations, etc</p> <p>Capability to apply your knowledge – using a formula to calculate an answer, describing how to use equipment to do an experiment, drawing a graph from data, etc</p>



SUBJECT	YEAR 10 SPANISH: SUMMER WRITING EXAM 2026
PAPER TITLE	TOPIC: MIS VACACIONES (MY HOLIDAYS) and LA COMIDA (Translation questions only from English into Spanish, using p76-77)
LENGTH OF EXAM	The writing test will last 1 hour.

What topics are assessed in the exam?	Las vacaciones (holidays). Useful page numbers in your Mira 2 textbook module 3 pages 42-59. The summary vocabulary pages: p58-59. La comida (Translation questions only from English into Spanish, using p76-77)
An example of a question that could appear on the exam	You need to prepare answers to the following 6 questions. You should write approximately 30-35 words for each point. <u>Write about your holidays in SPANISH:</u> <ol style="list-style-type: none">1. Where you normally GO on holiday (use the <i>PRESENT TENSE</i>: where the location is, what kind of place it is, who you normally go with and how you get there). Give opinions and reasons.2. What you normally DO on holiday (use the <i>PRESENT TENSE</i>: activities you do and your family do, use sequencers, give opinions and reasons).3. Where you WENT on holiday last year (use the <i>PAST (preterite) TENSE</i>: where the location was, what kind of place it was, who you went with and how you got there). Give opinions and reasons.4. What you DID on holiday (use the <i>PAST (preterite) TENSE</i>: activities you did and your family did, use sequencers, give opinions and reasons).5. Where you ARE GOING TO GO on holiday next year (use the <i>NEAR FUTURE TENSE</i>), with whom, how you are going to go, what you are going to do, give reasons and opinions).6. Some translation questions from English into Spanish using pages 76-77 la comida, module 4 of your textbook Mira 2 Express. <u>CHECKLIST TO PREPARE YOUR ANSWERS:</u> A) You may use some of the answers you prepared for your speaking assessment to help you. <u>You will need to add to them, extend and improve them.</u> To get a high mark use words and phrases from your handout 'Year 10 extension.. speaking and writing'. B) Use can use your textbook Mira 2 p58-59 to help you and some of the reading exercises in the chapter.



	<p>C) You must include 3 tenses (present, past, future).</p> <p>D) You must include intensifiers (eg. muy, bastante, un poco)</p> <p>E) You must use sequencers (eg. primero, después, luego, por la mañana, por la tarde, por la noche, un día, durante la semana, el ultimo día, el año pasado).</p> <p>F) Use a variety of vocabulary (eg. el viaje, el hotel, la comida, la gente, el clima, la vida nocturna, el mar, la playa, la piscina).</p> <p>G) Check your spellings! Check your grammar! Check you have used 3 tenses!</p> <p>H) For the translation questions: learn the vocabulary on pages 76-77 la comida.</p>
<p>What useful revision tips are there for the exam?</p>	<ol style="list-style-type: none">1. When you have prepared your practice written answers, check them for errors and ask your teacher to check them too. .2. Make flashcards of your answers in Spanish and English.3. Start revising well in advance of the exam!4. Practise by recording your answers on your phone and listen to them on a regular basis.5. Practise writing out from memory what you intend to write.6. Use quizlet.com and blooket.com to learn the vocabulary you need. The links are below. However, for a writing test you also need to practise writing things out. This is important.
<p>What are some of the typical mistakes students make in this exam?</p>	<p>Spelling! Try to aim to be as accurate as possible!</p> <p>Don't leave out verbs in a sentence!</p> <p>Try and stretch yourself by adding in more linking words and opinions. Your teacher will help you with this.</p> <p>Don't leave it to the last minute to revise! Start as soon as possible and go over it again and again.</p>
<p>Which revision websites or books should I use?</p>	<p>Use quizlet.com to learn the vocabulary for the writing exam: https://quizlet.com/376128939/ms-susay-mira-2-chapter-3-flash-cards/</p> <p>(or do a search in quizlet.com for: Ms Susay Mira 2 chapter 3)</p> <p>Use www.blooket.com:</p> <p>Your teacher will put a link to Blooket in Google Classroom 2 weeks before the exam.</p>



What is the teacher looking for when marking this exam?

Full answers in the writing exam, usually with verbs. Accurate translation for question 6.

Good spelling and accuracy.

Evidence that you have tried to stretch yourself to write longer sentences with opinions and reasons and descriptions for questions 1-5. Use the handout called: year 10 extension.



SUBJECT	Technology and Design
PAPER TITLE	Summer Exam
LENGTH OF EXAM	1 hour

What topics are assessed in the exam?	<p>Things you will need to have for the exam</p> <ul style="list-style-type: none">• Blue/black pen• 300mm Ruler• Pencils• Colour Pencils• Rubber <p>Revision Topics</p> <ul style="list-style-type: none">• To be able to draw using isometric paper• Classifications of plastic and woods• Properties of all materials• Different types of metals knowing their uses and classification• Be able to work out Mechanical Advantage, when given the equation• 4 stages of finishing plastic• understand a working drawing
An example of a question that could appear on the exam	<p>Name a metal and explain their uses and also their properties</p> <p>Describe good technique on how to use a coping saw. You will need to talk about the position of your feet, hands, and the acrylic in the vice.</p>
What useful revision tips are there for the exam?	Follow revision booklet to the letter.
What are some of the typical mistakes students make in this exam?	Make sure you are answering all of the questions.
Which revision websites or books should I use?	www.technologystudent.com
What is the teacher looking for when marking this exam?	Good use of technological terms with good spelling and grammar in your answers. Also, neat and well rendered design answers.



Time	Monday	Tuesday	Wednesday	Thursday	Friday
4pm					
5pm					
6pm					
7pm					
8pm					
9pm					

Time	Saturday	Sunday
9am		
10am		
11am		
Noon		
1pm		
2pm		
3pm		
4pm		
5pm		
6pm		
7pm		
8pm		
9pm		



Time	Monday	Tuesday	Wednesday	Thursday	Friday
4pm					
5pm					
6pm					
7pm					
8pm					
9pm					

Time	Saturday	Sunday
9am		
10am		
11am		
Noon		
1pm		
2pm		
3pm		
4pm		
5pm		
6pm		
7pm		
8pm		
9pm		



Time	Monday	Tuesday	Wednesday	Thursday	Friday
4pm					
5pm					
6pm					
7pm					
8pm					
9pm					

Time	Saturday	Sunday
9am		
10am		
11am		
Noon		
1pm		
2pm		
3pm		
4pm		
5pm		
6pm		
7pm		
8pm		
9pm		



Time	Monday	Tuesday	Wednesday	Thursday	Friday
4pm					
5pm					
6pm					
7pm					
8pm					
9pm					

Time	Saturday	Sunday
9am		
10am		
11am		
Noon		
1pm		
2pm		
3pm		
4pm		
5pm		
6pm		
7pm		
8pm		
9pm		