



Shimna Integrated College



Winter Exams 2024

Year 8

Preparation Pack



SUBJECT	Art
PAPER TITLE	ROTATED REPEAT PATTERN
LENGTH OF EXAM	1 Hour

What topics are assessed in the exam?	Students will complete a ROTATED REPEAT PATTERN for their exam.
An example of a question that could appear on the exam	The exam is a 1 hour practical exam. Students will NOT have a written exam.
What useful revision tips are there for the exam?	Use the examples in your sketchbook to practise selecting a suitable area of pattern, from a source image, and rotating it correctly. Students should also revise their colour theory so that they can successfully select a colour scheme for their pattern. They should also practise their application of colour using colouring pencils .
What are some of the typical mistakes students make in this exam?	Selecting an area of pattern which is far too detailed which can result in running out of time and not completing their pattern. Selecting an area of pattern which is far too simple which can result in an uninteresting pattern.
Which revision websites or books should I use?	Everything you need in order to prepare for your exam should be in your own sketchbook or on the Google Classroom. If you have any questions please speak to your teacher.
What is the teacher looking for when marking this exam?	Interesting selection of motif. Neatly transferred using tracing paper. Accurately rotated. Good choice of complementary colour scheme. Neat work.



SUBJECT	Drama
PAPER TITLE	Theme – Building a Character & Staging types / Practical exam also
LENGTH OF EXAM	1 hour

What topics are assessed in the exam?	<ul style="list-style-type: none">● Building a character● Staging● Come dine with me practical performance - A Costume sketch based on the character you performed as
An example of a question that could appear on the exam	Write a definition of the following key words. <ul style="list-style-type: none">● Pitch● Tone● Volume● Accent● Chorus● Canon
What useful revision tips are there for the exam?	<ul style="list-style-type: none">● Look over your books on topics of Building a character and Staging● Exam is based on what we have covered in class
What are some of the typical mistakes students make in this exam?	<ul style="list-style-type: none">● Don't spend too long on one question.● Trust your judgement – a lot of questions will be based on YOUR opinion.
Which revision websites or books should I use?	<ul style="list-style-type: none">● No websites needed, revise using your booklets.
What is the teacher looking for when marking this exam?	<ul style="list-style-type: none">● Give honest answers● Answer questions in full sentences with reasons




SUBJECT	English
PAPER TITLE	Reading Fiction and Personal Writing
LENGTH OF EXAM	1 hour




What topics are assessed in the exam?	<ul style="list-style-type: none">• How to read and respond to a literary text• How to plan and write a piece of personal writing
An example of a question that could appear on the exam	<ol style="list-style-type: none">1. Where is the story set?2. How do you know that Mr Bumble is a careless character?3. Find a simile that is used to describe the other mother and explain its effectiveness. <p>Write about a time when you felt a sense of achievement.</p>
What useful revision tips are there for the exam?	Read your revision guide, do the practice papers your English teacher will give you.
What are some of the typical mistakes students make in this exam?	<ul style="list-style-type: none">• Not answering questions in full sentences.• Not writing in enough detail. Look carefully at the questions that have more marks and write more in response to them!• Not using a PEE response in the questions that have more marks.• Not planning for the writing section.• Not taking paragraphs for each new person, place topic, etc.
Which revision websites or books should I use?	The English department's Revision Guide.
What is the teacher looking for when marking this exam?	Detailed answers to questions in the reading section, supported by evidence from the text. Personal writing should be planned and structured using paragraphs. The writing should be engaging and the student should aim to employ a range of language devices.



SUBJECT	Geography
PAPER TITLE	Winter exam – map skills
LENGTH OF EXAM	1 hour

What topics are assessed in the exam?	<p>Map Skills: You will need to know:</p> <ol style="list-style-type: none">1. Direction: you should be able to confidently use the four and eight-point compass to find places/features/symbols on a map or diagram.2. Measuring distance: you should practise measuring straight line (as the crow flies) and curved line distance. Always remember to use the scale bar provided.3. Map symbols: you should use the OS Map symbols key to learn as many symbols as you can. Perhaps you could get someone at home to test you on these.4. Grid references: you should be able to locate places/features/symbols on a map using both four and six figure grid references. Remember the sayings 'crawl before you can walk' and 'along the corridor and up the stairs'. Also, you should always use the numbers on the bottom left- hand corner of the grid square.5. Height on a map: you should be able to describe the height/relief of land using layered colouring, contour lines and spot heights. You need to know what a triangulation pillar is. <p>You also need to know why Newcastle is so popular with tourists – look at your Newcastle leaflet.</p>
An example of a question that could appear on the exam	Mostly short questions which require you to look carefully at maps/diagrams and use your map skills. One piece of extended writing (paragraph).
What useful revision tips are there for the exam?	Tick off each thing on the revision list when you are confident you know it well. Spend time practising your skills at home until you are confident with the more difficult skills like measuring distance and giving grid references.
What are some of the typical mistakes students make in this exam?	Not writing in enough detail for the extended writing question at the end. Not looking carefully at maps/diagrams provided. Not knowing map symbols well enough. Not spending enough time going over their map skills.
Which revision websites or books should I use?	Go over all work/worksheets in your geography book. Go over all Quizlet key terms - link provided below https://quizlet.com/8lh8zj?x=1jqt&i=cy1jm 



	<p>Website – BBC Bitesize geography KS3 – OS map skills https://www.bbc.com/bitesize/guides/z6j6fg8/revision/1</p>  <p>https://www.ordnancesurvey.co.uk/mapzone/</p>  <p>Videos for revising map skills (scroll down in the link below) http://www.geobytes.org.uk/osmapskills.html?fbclid=iwar0hipm5ep7y5p7znmamgtlgg9dvz7vzum0vzhg7ls4si-mjrhpefzymfcy</p> 
What is the teacher looking for when marking this exam?	Good understanding of the map skills covered in class. You need to read questions and study maps/diagrams carefully before attempting an answer.



SUBJECT	German
PAPER TITLE	Hallo!
LENGTH OF EXAM	4 skills will be assessed: listening, reading, writing (1hr) and speaking. Your German teacher will let you know the exact dates.

What topics are assessed in the exam?	<p>Basic greetings and farewells</p> <p>Numbers (especially 1 – 31)</p> <p>Age, birthday</p> <p>Months</p> <p>Countries</p> <p>Basic classroom instructions</p> <p>Items in your schoolbag</p> <p>Colours</p> <p>You can find all the vocabulary you need to learn for the listening and reading exam on pages 22+23 of your textbook.</p>
An example of a question that could appear on the exam	<p>For the listening test you will be played audio recordings and will have to answer questions based on what you hear. Many of these questions will be multiple choice, or you may have to select a picture which matches what the person says. All the recordings have been made by real Germans!</p> <p>The reading test at this stage is basically matching words to pictures of familiar objects, although some of those words will be in longer sentences. You will also read a table in which the colours are given in German for various things and then you will have to label the pictures with the appropriate colours.</p> <p>For the speaking and writing assessment you will get a preparation sheet in class with the list of questions being asked. They will include questions such as:</p> <ul style="list-style-type: none">- Your name, age, birthday- Where you live- What's in your schoolbag <p>Your teacher will give you example answers. Here are some more example answers (Your teacher go over this in class beforehand!):</p>



	<p>Hallo! Ich heiÙe John und ich bin neunundneunzig Jahre alt. Ich habe am dreiÙigsten Februar Geburtstag. Ich finde das fantastisch! Ich wohne in London, das ist in Schottland. Mein Haus ist blau, grün, rot und weiß. Das finde ich gut, aber meine Lieblingsfarbe ist schwarz. In meiner Schultasche habe ich ein Buch und einen Kuli. Das Buch ist blau und der Kuli ist rot. Ich habe auch ein Wörterbuch und einen Taschenrechner. Das Wörterbuch ist schwarz, und der Taschenrechner ist gelb.</p>
What useful revision tips are there for the exam?	<p>Start learning and revising your vocabulary as soon as possible. Learn your spellings. Prepare your speaking and writing work well beforehand and practise it thoroughly. Try to provide more than the bare minimum of information. Use linking words <i>und/aber/oder</i> to form more complex sentences. Make and use flashcards (or electronic flashcards).</p>
What are some of the typical mistakes students make in this exam?	<p>Sometimes students <i>think</i> they have prepared their speaking or writing work because they can remember it when they have their notes in front of them, but really you should test yourself well at home. Then check your work against your class notes and see if you have made any mistakes.</p> <p>Some students lose marks because they have not written enough.</p> <p>There are no trick questions in the listening and reading tests; if you have learnt the vocabulary you will do well.</p>
Which revision websites or books should I use?	<p>quizlet.com is useful for making your own electronic flashcards. Use blooket.com to practise the vocabulary. Your teacher will give you a link.</p> <p>duolingo.com does not follow our course, but many students find it a stimulating and interesting addition to the work we do in class.</p>
What is the teacher looking for when marking this exam?	<p>Clear pronunciation</p> <p>Accurate spelling</p> <p>An answer which is relevant to the question</p> <p>Full sentences</p> <p>Complex sentences with linking words</p>



SUBJECT	History
PAPER TITLE	What is History?
LENGTH OF EXAM	1 hour

What topics are assessed in the exam?	<p>What is History?</p> <ol style="list-style-type: none"> 1. Putting dates and events on a timeline/in chronological order 2. What does primary evidence mean – give examples 3. What does secondary evidence mean – give examples 4. Know the meaning of the words – millennium, century, decade, BC, AD, chronological, anachronism, bias etc (key term list on Google Classroom) 5. Identifying years and putting them into the correct century 6. Four different types of evidence – written, oral, visual, physical – give examples <p>Norman Invasion 1066:</p> <ol style="list-style-type: none"> 7. Death of Edward the Confessor 8. The 4 claimants of the English throne 9. Reasons why each thought he should be king of England
An example of a question that could appear on the exam	<p>Questions are mostly 'Short questions' e.g. What does the term chronological order mean? (2 marks)</p> <p>There is also one extended answer question and 2 sources with source questions – where a source is shown and questions about the source are asked.</p>
What useful revision tips are there for the exam?	<p>Revise all class and homework tasks, as all are included in the exam.</p> <p>Don't just read over your notes, but rewrite or record an abbreviated version of your notes. Highlighting key words, names, dates and events.</p> <p>Look back over the previous class test and check where you lost marks before.</p>
What are some of the typical mistakes students make in this exam?	<p>Obvious student mistakes include not reading the sources and the question carefully enough and not fully answering the question or giving enough detail - if the question is worth 3 marks, then you need to give 3 points. For the extended 9 marker, pupils should write 3 paragraphs each with 3 points to total the 9 marks.</p> <p>Pupils also forget to include labels such as BC after dates.</p>
Which revision websites or books should I use?	<p>Class booklets</p> <p>Homework booklet</p> <p>Google Classroom</p> <p>Youtube videos on the 1066 Contenders.</p> <p>BBC Bitesize The Norman Conquest – fun clips and information</p>
What is the teacher looking for when marking this exam?	<p>Attention to detail and correct use and understanding of historical terms and events.</p> <p>For the student to have attempted all the questions.</p> <p>For the correct amount of information proportionate to the marks available- 2 things for 2 marks, 3 things for 3 marks etc.</p>



SUBJECT	Home Economics
PAPER TITLE	Practical assessment, safety and hygiene
LENGTH OF EXAM	60 minutes

What topics are assessed in the exam?	<p>Food Safety:</p> <p>You should be able to:</p> <ul style="list-style-type: none">● Identify hazards in the kitchen as you work and reduce risk● Prepare yourself safely and hygienically for the practical● Demonstrate excellent food hygiene practises. <p>PRACTICAL SKILLS</p> <p>Read over your recipe. You will find this on your Google Classroom.</p> <p>School will provide the ingredients. You must bring in the required container. Images of suitable container are on Google Classroom</p> <p>Be able to:</p> <ul style="list-style-type: none">● Demonstrate organisational skills and working with others.● Use the correct equipment safely and correctly and return to correct location cleaned● Demonstrate safe knife skills● Using the correct chopping board● Operate oven● Handle oven safely● Presentation
What are some of the typical mistakes students make in this exam?	<ul style="list-style-type: none">· Students arrive unprepared· No lunchbox (one shown on Google Classroom).· Students do not read the recipe correctly· Pupils do not communicate well with pupils in their group· Pupils do not follow the cleaning up procedure correctly.
Which revision websites or books should I use?	<p>https://www.foodafactoflife.org.uk/professional-development/practical-s kills-videos-teacher-versions/</p> <p>Use the above link to find videos on using the oven and knife skills.</p>



<p>What is the teacher looking for when marking this exam?</p>	<p>Presentation</p> <p>Oven skills</p> <p>Using equipment safely and correctly</p>
--	--



SUBJECT	Irish
PAPER TITLE	Reading / listening / writing
LENGTH OF EXAM	

What topics are assessed in the exam?	<p>Aonad a hAon – An Seomra Ranga Classroom Language / Objects / Colours</p> <p>Aonad a Trí – Uimhreacha agus An t-Am Numbers / The Time</p>
An example of a question that could appear on the exam	<p>Listening exam: The listening exam will be exactly the same as the listening exercises in their booklets. It will involve both topics. They will hear singular words (Numbers/objects/colours) and phrases (Classroom language / Time) in Irish and they have to write them in English.</p> <p>Reading exam: The reading exam will be exactly the same as the reading exercises in their booklets. It will involve all topics. They will read singular words (Numbers/objects/colours) and phrases (Classroom language / Time) in Irish and they have to write them out in English.</p>
What useful revision tips are there for the exam?	<ol style="list-style-type: none"> 1. Use quizlet.com 2. Use the textbook 3. Re-read reading sections. 4. Practise writing out what you want to write (The Time) and check for errors. 5. Get someone at home to test you. 6. Try to do more than one thing at once. Eg. While reading practice saying it out loud also to practice your listening. 7. Remember to concentrate on learning for the exam you are doing, and try to replicate your study as close as possible to the exam!!
What are some of the typical mistakes students make in this exam?	<ol style="list-style-type: none"> 1. Make sure you read the questions properly. 2. Make sure you spell words as properly as possible. (writing exam) 3. Make sure you take note of how many marks are for each question. 4. Make sure you start revising now, do it a little at a time.
Which revision websites or books should I use?	<p>www.quizlet.com. Class Textbook</p>
What is the teacher looking for when marking this exam?	<p>Writing exam: try to spell the words as well as possible. Please write as much as possible even if you are unsure of the spelling!! You will get more marks for a word spelt wrongly than a word you haven't tried to write at all</p> <p>Listening and reading exam: The correct answers. Always make a guess, at least then you have a chance of getting a mark.</p>



SUBJECT	Mathematics
PAPER TITLE	Year 8 Winter Exam (non-calculator)
LENGTH OF EXAM	1 hour

What topics are assessed in the exam?	<p><u>Unit 1 & Unit 2 Number and Pattern</u> Mental maths and written methods +, -, ×, ÷, Round numbers to the nearest 10, 100 and estimate results Multiply and divide by 10 and 100 Order of operations +, -, ×, ÷, () Factors and multiples Prime numbers. Index form. Product of prime factors. HCF and LCM Rectangular, square and triangular numbers. Identify patterns in number and write down further terms.</p> <p><u>Unit 3 - Geometry</u> Directions Points on a compass Types of angles Angles on a straight line (180) and at a point (360) Measuring and drawing angles Estimating angles Recognise corresponding angles on parallel lines and know that they are equal Recognise alternate angles on parallel lines and know that they are equal. Recognise interior angles on parallel lines and know that they add up to 180 degrees.</p> <p><u>Unit 4 - Directed numbers</u> Order directed numbers. Add and subtract directed numbers. Multiply & divide directed numbers.</p>
An example of a question that could appear on the exam	68×24 538×39 $2 + 5 \times 6 - 4$ Factor of 24? Write 144 as product of primes LCM of 4 and 7
What useful revision tips are there for the exam?	<ul style="list-style-type: none"> ● Read questions carefully ● Show working out neatly and clearly ● Use pencil and a ruler for diagrams and charts ● Bring correct equipment; pen, pencil, ruler and protractor
What are some of the typical mistakes students make in this exam?	<ul style="list-style-type: none"> ● Not showing working ● Writing money to 2 decimal places ● 5^2 means 5×5 not 5×2 ● 1 is not a prime number



Which revision websites or books should I use?	www.mymaths.co.uk BBC Bitesize Mathematics notebook Exam revision booklets Consolidation Booklet
What is the teacher looking for when marking this exam?	Clear workings and correct answers. Clearly labelled and drawn diagrams.



SUBJECT	Music
PAPER TITLE	Music Winter Exam
LENGTH OF EXAM	45 Minutes

What topics are assessed in the exam?	<ul style="list-style-type: none"> • Musical Elements – Pitch, Duration, Dynamics, Tempo, Texture, Timbre • Note symbols, duration, names • Pulse & Rhythm
An example of a question that could appear on the exam	<p>1. The musical element of pitch describes _____</p> <p>3. Listen to the music. Describe the tempo.</p> <p>4. Listen to the music. Describe the dynamics.</p> <p>5 Listen to the music. What instrument can you hear?</p> <p>6 Draw a crotchet. How many beats does it get?</p>
What useful revision tips are there for the exam?	<ul style="list-style-type: none"> • Ask questions in class if you're not sure about something we're learning • Use your revision list – make sure you know everything on there. There will be nothing on the exam that isn't on your revision list or in your class notes.
What are some of the typical mistakes students make in this exam?	<ul style="list-style-type: none"> • Make sure you read the question properly. Answer the question you have been asked • Choose descriptive words correctly – we wouldn't use the words 'high' or 'low' when we're describing dynamics. We'd use the words loud or soft.
Which revision websites or books should I use?	<p>Use:</p> <ul style="list-style-type: none"> • Elements of Music notes • Revision list <p>Test yourself by listening to a piece of music of your choice, and try to describe it using the new words we have learned.</p>
What is the teacher looking for when marking this exam?	<ul style="list-style-type: none"> • Understanding of the new words we have learned this term (spellings aren't as important as understanding) • Listening skills – make sure you are listening for the correct element • If you are listening for texture, make sure you are using the correct vocabulary we have learned in our 'texture' lesson.



SUBJECT	Science (8S Mr McCormick)& 8B Mrs Rowell
PAPER TITLE	Acids and Alkalis topic test
LENGTH OF EXAM	30 mins

What topics are assessed in the exam?	<ul style="list-style-type: none">● <u>Properties of acids and alkalis</u>● <u>Hazard symbols</u>● <u>pH Scale</u>● <u>Indicators</u>● <u>Neutralisation</u>
An example of a question that could appear on the exam	<ul style="list-style-type: none">● What does corrosive mean?● Why would you use vinegar to treat a wasp sting?
What useful revision tips are there for the exam?	<ul style="list-style-type: none">● Remember the answers to the starter questions that you have been asked all through the topic.● Use the checklist at the front of your notes booklet.● Ask for help in class if you need it
What are some of the typical mistakes students make in this exam?	<ul style="list-style-type: none">● Not reading the questions properly● Not labelling your diagram correctly
Which revision websites or books should I use?	<ul style="list-style-type: none">● BBC Bitesize
What is the teacher looking for when marking this exam?	<ul style="list-style-type: none">● Understanding of all the material taught through this topic● Ability to apply your knowledge to answer application style questions



SUBJECT	Year 8 Spanish: To be completed as a class test week beginning Monday 18th November 2024
PAPER TITLE	Mira 1, chapter 1 Hola.
LENGTH OF EXAM	Listening and reading (1 hour), writing exam lasting 40 minutes, speaking lasting approx. 3 minutes. Your Spanish teacher will give you the exact dates for these tests.

What topics are assessed in the exam?	The topics are the ones covered in chapter 1 of your textbook Mira 1. See page 24-25 for a summary. 4 skills are assessed: listening, reading, writing and speaking.
An example of a question that could appear on the exam	Your Spanish teacher will give you a detailed prep and revision sheet with questions on it. Eg. for the writing test: What is your name? Where do you live? How old are you? When is your birthday? What do you have in your school bag? What don't you have? What do you need? What is there in your classroom?
What useful revision tips are there for the exam?	<ol style="list-style-type: none">1. Use quizlet.com: Do a search for: Ms Susay Mira 1 chapter 1. Use Blooket.2. Use the textbook pages 24-35 to test yourself.3. Re-read reading sections of chapter 1.4. Practise writing out what you want to say and write and check for errors.5. Get someone at home to test you.6. Make flashcards with the Spanish word/sentence on one side and the English on the other.7. Record yourself saying your answers which you will have prepared in class.
What are some of the typical mistakes students make in this exam?	This is what you will have to do in each part of the exam: For the listening test you will be played audio recordings and will have to answer questions based on what you hear. Many of these questions will be multiple choice, or you may have to select a picture which matches what the person says. The reading test is reading short texts and matching words to pictures of familiar objects and matching questions with answers. There is also a short translation based on the speaking/writing test answers. For the writing assessment you will be asked to answer about 7 questions about yourself that we have studied in class. Your class teacher will give you lots of guidance on what to write. For the speaking assessment you will be asked to answer the same 7 questions about yourself that we have studied in class. Your class teacher will give you lots of guidance on what to say. You will practise this a lot in class.



Which revision websites or books should I use?	www.quizlet.com. Do a search for: Ms Susay Mira 1 chapter 1 Use www.blooket.com.
What is the teacher looking for when marking this exam?	Writing and speaking test: a good try, lots of words and phrases being used with verbs, answering the actual question in a full sentence, using all the vocabulary and verbs we have learnt, using joining words (y, pero, también), making it as accurate as possible. Listening and reading exam: It should be clear from your answers that you have learnt all the vocabulary on pages 24-25.



SUBJECT	YR 8 Technology and Design
LENGTH OF EXAM	The exam will last 50min with 10 min to revise and get yourself org.

Equipment needed for the exam.	<ul style="list-style-type: none">● Pen to write with● Pencil to draw with● Colour pencils to render with● 300mm Ruler● Rubber <p>You will not be able to borrow any equipment from others in the classroom when the exam starts.</p>
What topics are assessed in the exam?	<ul style="list-style-type: none">● Health and Safety (Poster Design)● Tools - You will have to be able to identify the tools used in the workshop and write what they are used for● Materials <ol style="list-style-type: none">1. Know the three different categories of materials2. The two main groups of plastics and metals3. Know the main differences between the groups <ul style="list-style-type: none">● Know how to render● Measure lines using a ruler
An example of a question that could appear on the exam	What are the three main categories of materials? What the two main types of wood, metals and plastics are. Give examples of all the different types/groups of materials Name the different tools and their uses?
What useful revision tips are there for the exam?	Look over the tool's sheets look over the questions that you answered on the materials worksheets, done in class and at home.
What are some of the typical mistakes students make in this exam?	I am looking for detailed answers and not just a one worded answer. I will be looking for good use of the ruler and colour pencils.
Which revision websites or books should I use?	All the information that you will need is in your book or on Google Classroom.



Time	Monday	Tuesday	Wednesday	Thursday	Friday
4pm					
5pm					
6pm					
7pm					
8pm					
9pm					

Time	Saturday	Sunday
9am		
10am		
11am		
Noon		
1pm		
2pm		
3pm		
4pm		
5pm		
6pm		
7pm		
8pm		
9pm		



Time	Monday	Tuesday	Wednesday	Thursday	Friday
4pm					
5pm					
6pm					
7pm					
8pm					
9pm					

Time	Saturday	Sunday
9am		
10am		
11am		
Noon		
1pm		
2pm		
3pm		
4pm		
5pm		
6pm		
7pm		
8pm		
9pm		